



CyPark



# FUTURE-FOCUSED

Annual Report 2024

# TABLE OF CONTENTS



1

## OVERVIEW OF CYPARK RESOURCES BHD

|                       |   |
|-----------------------|---|
| Basis of This Report  | 2 |
| Who We Are            | 4 |
| Where We Operate      | 6 |
| Corporate Information | 8 |

2

## FROM THE LEADERSHIP

|                                  |    |
|----------------------------------|----|
| Statement From The Chair         | 10 |
| Management Discussion & Analysis | 12 |

3

## SUSTAINABILITY STATEMENT

20

4

## OUR CORPORATE GOVERNANCE

|   |    |
|---|----|
| Board of Directors' Profile                       | 26 |
| Key Senior Managements' Profile                   | 31 |
| Corporate Governance Overview Statement           | 34 |
| Audit & Risk Committee Report                     | 45 |
| Statement on Risk Management and Internal Control | 48 |

## BASIS OF THIS REPORT

### REPORTING PHILOSOPHY

This Annual Report offers insights into our investment rationale, accompanied by analyses of our strategic approach, business accomplishments, governance and prospective outlook. We present this information with fairness and transparency, enabling stakeholders to evaluate it from an informed perspective. Within this report, our Sustainability Statement outlines our sustainability practices and performance during the reporting period, spotlighting the sustainability issues that our business has an impact on.

### REPORTING SCOPE AND BOUNDARIES

This Annual Report and its Sustainability Statement cover the operations of the group of companies within Cypark Resources Berhad (CRB), including subsidiaries of CRB from 1 May 2023 to 30 April 2024. The disclosures in this report do not include associates and joint ventures that are beyond the control of the management.

### GUIDELINES AND STANDARDS

Within this Annual Report, we have adhered to the recommended standards outlined by local and international frameworks and guidelines.

- Main Market Listing Requirements (Listing Requirements) of Bursa Malaysia Securities Berhad
- Malaysian Financial Reporting Standards (MFRS)
- International Financial Reporting Standards (IFRS)
- Companies Act 2016
- Malaysian Code on Corporate Governance 2021 (MCCG 2021)
- International Integrated Reporting Council (IIRC) Framework

The Sustainability Statement in this report has been aligned with the latest Bursa Malaysia Securities Berhad Main Market Listing Requirements. It has been prepared with reference to the Global Reporting Initiative (GRI) Standards 2021. Other guidelines that were used to prepare the Sustainability Statement included:



# TABLE OF CONTENTS

4

## OUR CORPORATE GOVERNANCE

|  |    |
|--|----|
| Additional Compliance Information        | 50 |
| Statement of Directors' Responsibilities | 52 |

5

## FINANCIAL PERFORMANCE

|   |     |
|---|-----|
| Directors' Report   | 54  |
| Statements of Financial Position                            | 59  |
| Statements of Profit or Loss And Other Comprehensive Income | 61  |
| Statements of Changes In Equity                             | 62  |
| Statements of Cash Flows                                    | 67  |
| Notes to The Financial Statements                           | 72  |
| Statement by Directors                                      | 167 |
| Statutory Declaration                                       | 167 |
| Independent Auditors' Report                                | 168 |

6

## ADDITIONAL INFORMATION

|                                  |     |
|----------------------------------|-----|
| Analysis of Shareholdings        | 176 |
| Notice of Annual General Meeting | 179 |

## PROXY FORM

- Bursa Malaysia Sustainability Reporting Guide 3<sup>rd</sup> Edition
- FTSE4Good Bursa Malaysia Index ESG requirements
- UN Sustainable Development Goals (UN SDGs)

## MATERIAL MATTERS

The content and data within this report have been developed using the ESG material matters we have identified. These were established through a materiality validation process which enabled us to identify the material topics that are significant to us and to our stakeholders.

## FORWARD-LOOKING STATEMENT

Our forward-looking statements reflect our current views with respect to future events and are subject to various risks, uncertainties and other factors, including international, national and local economic conditions and government policies, interest rate movements and changes in the credit markets and other risks outside of our control that may cause



# FUTURE-FOCUSED

The 2024 Annual and Sustainability Reports cover design illustrates Cypark's business value chain, from power generation via solar panels and waste, to residential, commercial and industrial users via the grid. This concept highlights our commitment to sustainable energy and our role in delivering clean, reliable power across all sectors.

"Future-Focused," exemplifies Cypark's forward-thinking approach and dedication to supporting a cleaner planet to enable future generations to thrive.

actual results to differ materially from what was expected. These statements can be recognised by keywords such as "believes", "estimates", "anticipates", "expects", "intends", "may", "will", "plans", "outlook" and other similar expressions used in the context of discussing future operating or financial performance. These statements are founded on multiple assumptions and are exposed to various risks, uncertainties and contingencies, many of which Cypark has no control over. Unexpected events and actual future developments may deviate significantly from current expectations due to new business opportunities, changes in the Group's priorities and other factors.

## FEEDBACK

We welcome feedback, comments and enquiries. Kindly email us at [lr.dept@cypark.com](mailto:lr.dept@cypark.com)



# WHO WE ARE

**WE ARE MALAYSIA'S  
PIONEER DEVELOPER AND  
PROVIDER OF INTEGRATED  
RENEWABLE ENERGY  
SOLUTIONS.**

➤ **Renewable Energy  
Construction and Engineering**

➤ **Green Technology and  
Environmental Services**

➤ **Waste Management and  
Waste-To-Energy Solution**

Cypark's foundation is built on sustainable energy innovation. Progressing the quality of life for Malaysians through advanced engineering and environmentally sustainable power generation solutions is at our core.

Expertise and experience, combined with research and development efforts, form the basis of our business strategy.

Cypark's strength lies in optimising resources, minimising costs and maximising results—Economically, Environmentally and Socially. We are in the business of designing a better future and a greener Earth for future generations.

## AT A GLANCE



Revenue  
**RM183.9**  
million



Adjusted EBITDA  
**RM71.9**  
million





# WHO WE ARE

## KEY HIGHLIGHT

|  |   |
|--|---|
| <br>Renewable Energy Generation<br><b>88,728.92 MWh</b> | Avoidance of Carbon Dioxide Equivalence<br><b>56,550.74 tCO<sub>2</sub></b> |
|  | Value of Coal Import Avoided to Date<br><b>MYR 7,940,950.86</b>             |

Data collected from April 2023 to May 2024, internal estimation.

## OUR SERVICES



Net Asset  
**RM1,200.4**  
million



- **Renewable Energy (RE)**
- **Construction & Engineering**
- **Waste Management & Waste-to-Energy (WTE)**
- **Green Technology & Environmental Services**

## PURPOSE



A clean planet to empower future generations to thrive.

## MISSION



Be the best at innovating and implementing renewable energy and waste to energy solutions.



# WHERE WE OPERATE | INSTALLED RENEWABLE ENERGY CAPACITY BY CYPARK

## PROJECT HIGHLIGHTS



### Ground Mounted Solar Plant, Sik, Kedah

Capacity: **49 MW**  
Status: Operational  
COD Date: January 2022



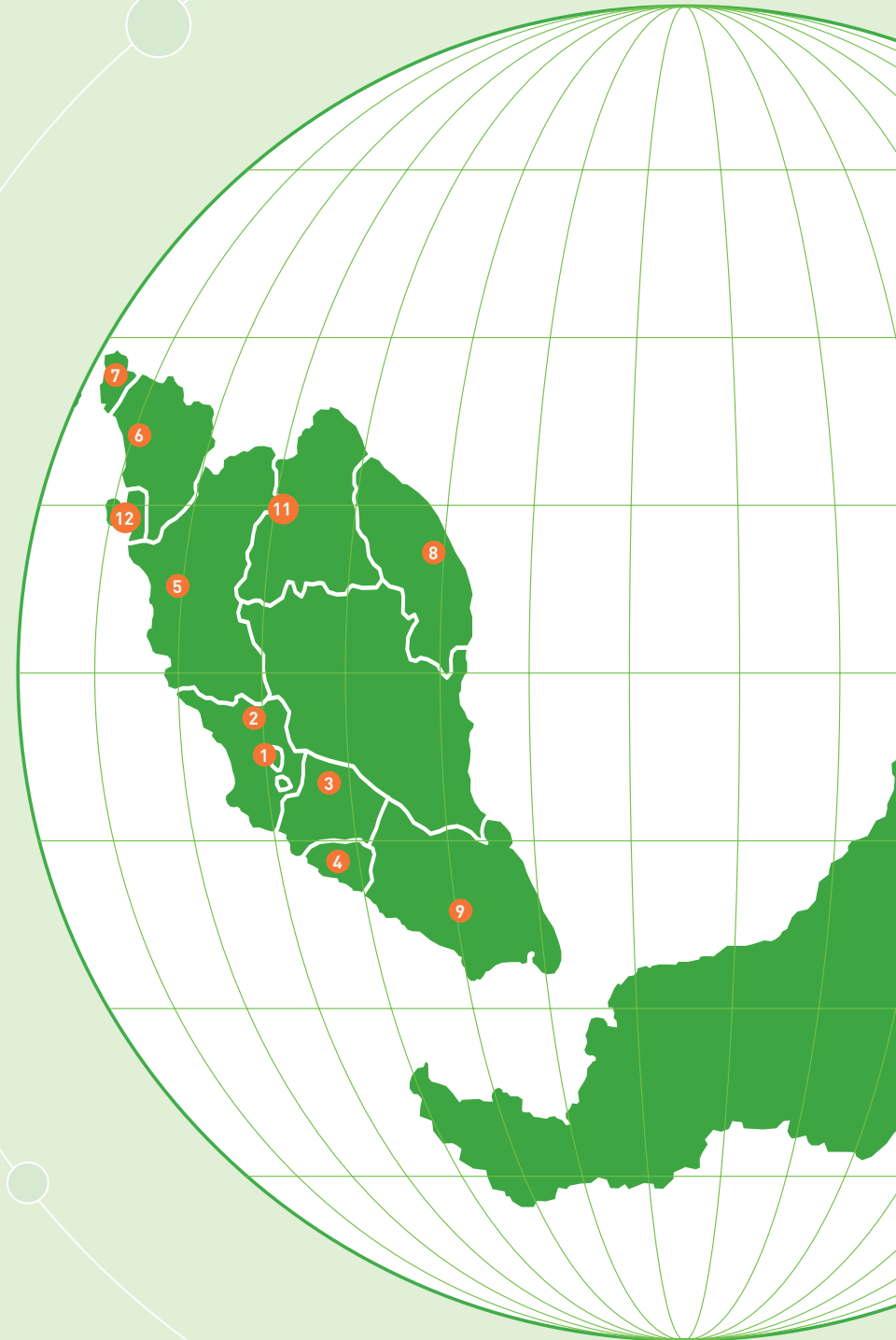
### Solid Waste Modular Advance Recovery And Treatment Waste-to-Energy (SMART WTE), Ladang Tanah Merah, Negeri Sembilan

Capacity: **20 MW**  
Status: Operational  
COD Date: December 2022



### LSS3 Hybrid Solar - Merchang, Terengganu

Capacity: **172 MW**  
Status: Operational  
COD Date: June 2024



- |   |                 |   |            |    |              |
|---|-----------------|---|------------|----|--------------|
| 1 | Kuala Lumpur    | 5 | Perak      | 9  | Johor        |
| 2 | Selangor        | 6 | Kedah      | 10 | Sabah        |
| 3 | Negeri Sembilan | 7 | Perlis     | 11 | Kelantan     |
| 4 | Melaka          | 8 | Terengganu | 12 | Pulau Pinang |



## WHERE WE OPERATE | INSTALLED RENEWABLE ENERGY CAPACITY BY CYPARK

**Total MW: 390**



### Cypark RE Project List

- \* FiT & FiaH
- ★ LSS1
- LSS2
- LSS3
- ▲ WTE
- ◆ Biogas
- NEM
- ◆ NEM CSR

### 1. KUALA LUMPUR

- Etiqa Dataran Maybank, Bangsar **0.08 MW**

### 2. SELANGOR

- RHB Complex Bangi **0.37 MW**
- RHB Bank Jelutong **0.03 MW**
- RHB Bank Port Klang **0.01 MW**
- Maybank Academy Bangi **0.41 MW**
- Maybank S14 Shah Alam **0.11 MW**
- Etiqa SS17, Subang Jaya **0.04 MW**
- ◆ SMKDU Damansara Utama, Selangor **0.01 MW**

### 3. NEGERI SEMBILAN

- \* Pajam **13.05 MW**
- \* Bukit Palong **2.99 MW**
- ▲ Smart WTE **19.73 MW**
- Pajam NEM **0.04 MW**
- Bukit Palong NEM **0.02 MW**
- RHB Bank Seremban **0.03 MW**
- Maahad Tahfiz Bawokah Wa Sakinah (Account 1) **0.01 MW**
- Maahad Tahfiz Bawokah Wa Sakinah (Account 2) **0.01 MW**
- ★ Jelebu **4.4 MW**
- \* Kuala Sawah **5.32 MW**
- Kuala Sawah NEM **0.04 MW**
- ★ LTM **11.67 MW**
- \* Ulu Sepri **0.27 MW**

### 4. MELAKA

- Kediaman Pelajar Yayasan Melaka **0.16 MW**
- Etiqa Melaka **0.02 MW**

### 5. PERAK

- ◆ BAC Kg Gajah **1.5 MW**
- RHB Bank Jalan Tun Sambathan, Ipoh **0.03 MW**
- Maybank Jalan Sultan Idris Shah Ipoh **0.07 MW**

### 5. PERAK (continued)

- Lumut Port **0.66 MW**
- Casuarina Hotel @ Meru, Ipoh **0.42 MW**
- ◆ SK Kuala Gula Kuala Kurau, Perak **0.01 MW**
- ◆ SK Alor Pongsu, Perak **0.01 MW**
- ◆ SMK King Edward VII, Perak **0.01 MW**
- \* Pengkalan Hulu **0.42 MW**

### 6. KEDAH

- Sik **48.91 MW**
- Etiqa Alor Setar **0.02 MW**

### 7. PERLIS

- \* Kuala Perlis - Cypark **6.00 MW**
- Kuala Perlis NEM **0.04 MW**
- \* Kuala Perlis - RV **1.08 MW**

### 8. TERENGGANU

- Merchang **171.83 MW**

### 9. JOHOR

- \* Pontian **2.00 MW**
- Pontian NEM **0.01 MW**

### 10. SABAH

- Etiqa Kota Kinabalu **0.02 MW**
- ◆ Masjid Pekan Kota Belud, Sabah (CSR) **0.01 MW**
- ◆ SJKC Chung Hwa Kota Belud, Sabah (CSR) **0.01 MW**
- ◆ Gereja SIB, Kota Belud, Sabah **0.01 MW**

### 11. KELANTAN

- DTU 1 **48.91 MW**
- DTU 2 **48.91 MW**
- RHB Bank Kota Baharu **0.02 MW**

### 12. PULAU PINANG

- RHB Bank Lebuhr Pantai **0.01 MW**



# CORPORATE INFORMATION



## BOARD OF DIRECTORS

### Dato' Hamidah Binti Moris

Executive Chair

*(Redesignated from Independent Non-Executive Director to Independent Non-Executive Chair on 6 June 2023. Redesignated from Independent Non-Executive Chair to Executive Chair on 28 February 2024)*

### Norsimah Binti Noordin

Independent Non-Executive Director

*(Resigned on 9 November 2023)*

### Tan Sri Razali Bin Ismail

Executive Director

*(Redesignated from Chairman to Director on 6 June 2023, resigned on 30 September 2023)*

### Muhammad Ashraf Bin Muhammad Amir

Executive Director

*(Redesignated from Non-Independent Non-Executive Director to Executive Director on 28 February 2024)*

### Dato' Daud Bin Ahmad

Group Chief Executive Officer / Executive Director

*(Not re-elected as Director at the Eighteenth Annual General Meeting held on 26 October 2023)*

### Headir Bin Mahfidz

Non-Independent Non-Executive Director

*(Resigned on 12 July 2023)*

### Datuk Mohd Adzahar Bin Abdul Wahid

Independent Non-Executive Director

### Datuk Megat Abdul Munir Bin Megat Abdullah Rafea

Independent Non-Executive Director

*(Resigned on 26 October 2023)*

### Dato' Dr. Freezailah Bin Che Yeom

Independent Non-Executive Director

*(Resigned on 5 May 2023)*

### Dato' Mohammad Zainal Bin Shaari

Independent Non-Executive Director

*(Appointed on 18 January 2024)*

### Dato' Ir. Dr. Hasnul Bin Mohamad Salleh

Independent Non-Executive Director

*(Retired on 26 October 2023)*

### Datuk Abdul Malek Bin Abdul Aziz

Independent Non-Executive Director

*(Resigned on 5 May 2023)*

### Norita Binti Ja'afar

Independent Non-Executive Director

*(Appointed on 18 January 2024)*





## CORPORATE INFORMATION

### Corporate Office

Suite 27-01, Level 27 of Integra Tower,  
The Intermark, 348 Jalan Tun Razak,  
50400 Kuala Lumpur  
Tel : +603 2181 1192  
Fax : +603 3003 3669  
Website : www.cypark.com

### Registered Office

Level 7, Menara Milenium  
Jalan Damanlela  
Pusat Bandar Damansara  
Damansara Heights  
50490 Kuala Lumpur  
Tel : +603-2084 9000  
Fax : +603-2094 9940 /  
+603-2095 0292  
Email : info@sshsb.com.my

### Audit & Risk Committee

#### Chair

**Dato' Mohammad Zainal Bin Shaari**

#### Members

**Datuk Mohd Adzahr Bin Abdul Wahid**

**Norita Binti Ja'afar**

### Nomination &

### Remuneration Committee

#### Chair

**Datuk Mohd Adzahr Bin Abdul Wahid**

#### Members

**Muhammad Ashraf Bin Muhammad**

**Amir**

**Norita Binti Ja'afar**

### Company Secretaries

**Chua Siew Chuan (MAICSA 0777689)**

SSM PC No: 201908002648

**Yeow Sze Min (MAICSA 7065735)**

SSM PC No: 201908003120

### Share Registrar

Securities Services (Holdings) Sdn Bhd  
[197701005827 (36869-T)]  
Level 7, Menara Milenium  
Jalan Damanlela  
Pusat Bandar Damansara  
Damansara Heights  
50490 Kuala Lumpur  
Tel : +603-2084 9000  
Fax : +603-2094 9940 /  
+603-2095 0292  
Email : info@sshsb.com.my

### Principal Bankers

Malayan Banking Berhad  
[196001000142 (3813-K)]  
Menara Maybank  
100, Jalan Tun Perak  
50050 Kuala Lumpur  
Tel : +603-2070 8833

RHB Islamic Bank Berhad  
[200501003283 (680329-V)]  
Level 10, Tower One  
RHB Centre, Jalan Tun Razak  
50400 Kuala Lumpur  
Tel : +603-9206 8118

Bangkok Bank Berhad  
[199401014060 (299740-W)]  
1-45-01, Menara Bangkok Bank  
Laman Sentral Berjaya  
50450 Kuala Lumpur  
Tel : +603-2174 6888

Kuwait Finance House (Malaysia)  
Berhad  
[200401033666 (672174-T)]  
Level 26, Menara Prestige  
No. 1, Jalan Pinang, P.O. Box 10103  
50450 Kuala Lumpur  
Tel : +603-2168 0000

Standard Chartered Saadiq Berhad  
[200801022118 (823437-K)]  
Level 25, Equatorial Plaza,  
Jalan Sultan Ismail,  
50250 Kuala Lumpur  
Tel : +603-7682 9000

### Auditors

Nexia SSSY PLT  
201906000679 (LLP0019490-LCA) &  
AF 002009  
UOA Business Park, Tower 3  
5<sup>th</sup> floor, K03-05-08  
1 Jalan Pengaturcara U1/51A  
Section U1, 40150  
Shah Alam, Selangor Darul Ehsan  
Tel : +603-5039 1811  
Fax : +603-5039 1822

### Stock Exchange Listing

Bursa Malaysia Securities Berhad  
(Main Market)  
Stock Name : CYPARK  
Stock Code : 5184

## STATEMENT FROM THE CHAIR

**Dear Valued Stakeholders,**

**It has been another momentous year for Cypark as we have continued to make significant progress in advancing the business and steering the company towards sustained, long-term value creation. Besides delivering on our key solar project in Terengganu, we have commenced a strategic review that has already yielded valuable insights, giving us a sharper focus on our priorities. I am also proud to announce that, along with this annual report, we have issued our inaugural Cypark Sustainability Report.**

As Malaysia's energy transition journey gains further momentum, I can assure all our stakeholders that Cypark remains committed to capturing new opportunities and driving positive impact as the nation's largest independent renewable energy producer.

**DATO' AMI MORIS**  
*Executive Chair*



### RIGHTING THE SHIP

Our intention to right the ship is predicated on ensuring that Cypark remains, at all times, fully able to maximise our participation in the nation's energy transition journey. This means going back to fundamentals. Key to this, in my view, is good governance across every facet of our operations. From how we manage our finances and risks, to running the business efficiently, we are fully invested in ensuring that every step we take forward is rooted in good governance.

In the period under review, some of the measures we have undertaken included reconstituting our Board, commencing a strategic review, obtaining fresh capital and injecting new talent. This occurred in tandem with a new focus on paring down our debt, optimising our assets and elevating our project management competencies.

However, to ensure that the strategic review and subsequent initiatives firmly take root requires an equally firm hand, as well

as the experience and wherewithal to make tough decisions. We are essentially in a transition period, which will primarily eliminate what did not work and put in place new structures in an orderly fashion to strengthen our foundations. It is in this context that I was redesignated as the Executive Chair together with Muhammad Ashraf bin Muhammad Amir who is now the Executive Director.

Together with the Board and senior management, we aim to put in place the right structures in terms of governance, operations and sustainability to obtain the most value from our existing assets, while assessing our positioning for the future. We recognise that holding executive power comes with great responsibility but would also like to assure our stakeholders that it will only be for a finite amount of time, as we have every intention to move on once we have achieved our objectives.



## STATEMENT FROM THE CHAIR

### PROGRESSIVE AND PRAGMATIC

Following the launch of the National Energy Transition Roadmap (“NETR”) in August 2023, there has been an incredible amount of activity and headlines regarding new projects and new partnerships being forged across the private and public sector in support of the NETR’s six energy transition levers. Consequently, greater numbers of companies and individuals have become active participants in the nation’s energy transition journey.

This bodes well for Malaysia as a whole and as a result, has also generated a significant number of opportunities that a company like Cypark could pursue. Sarawak’s growing autonomy has also created further avenues for potential business opportunities in the vast East Malaysian state which is why we established an office there recently. Considering our long history in solar renewable energy, expertise in floating and hybrid solar solutions and as the owner/operator of the only functioning Smart Waste to Energy (“WTE”) plant in the country, we are well-positioned to benefit from these new opportunities.

However, even as these opportunities beckon, the new Cypark will not be jumping into new projects at the drop of a hat. The 390 MW of RE capacity that Cypark will have by the end of 2024 would not only make us the largest independent RE producer, but also put us on a much stronger financial footing. Thus, we do have some liberty to pause to reflect, pare down our debts and to be more selective about the work we take on as we work towards our 800 MW RE capacity by 2027 target. We will move forward in a progressive and pragmatic way and will pursue the projects that will best leverage our capabilities and expertise.

### OUTLOOK

At Cypark, we believe that Malaysia remains an attractive investment destination for green and renewable energy projects due to its distinct cost advantages, strategic location and conducive government policies such as the NETR. However, realising the nation’s energy transition ambitions will require no less than an all of society effort. This is an enterprise that demands greater attention, resources, innovation and collaboration to protect this planet that we all call home.

On our part, we will remain laser focused on optimising our assets, operations and portfolio to attain world class standards, which will enable us to reach the next level and become far more effective at contributing to the energy transition journey. We also expect to be on a stronger financial footing in the coming year and will be more deliberate about our next steps in all the businesses we currently operate in.

With that said, we continue to see strong growth drivers, especially in the Net Energy Metering space, cross-border electricity sales and the upcoming implementation of Third Party Access that will allow independent power producers to sell electricity directly to customers. The WTE space also looks promising as state governments and local authorities grapple with the sustainable disposal of waste, especially in the face of growing land scarcity and increasing populations.

### PUTTING SUSTAINABILITY FRONT AND CENTRE

The principle of sustainability remains the core of our business. We continue to embrace sustainable practices and integrate them into our decision-making, operations and activities. Guided by the three key pillars of sustainability—Environmental, Social and Governance (“ESG”), we continuously enhance our efforts to mitigate and minimise the negative impact of our activities on people, prosperity and the planet.

Through the Environmental lens, even with our core business contributing towards lowering the nation’s carbon emissions, we have resolved to do more by determining our carbon emissions and the sources of our emissions. Establishing our carbon footprint will enhance our ability to minimise negative environmental impact, enabling us to set robust strategic mitigation measures going forward.

In the Social sphere, we have made further progress in addressing diversity concerns by increasing the female representation on the Board from 30% last year to 40% this financial year. I am also pleased to share that our Diversity Policy was approved and adopted by the Board during the meeting held on 19 June 2024, further solidifying our commitment to building a diverse working environment.

### ACKNOWLEDGMENTS

It is my honour to extend my deepest gratitude to the Board of Directors for their support, invaluable wisdom and strategic counsel. Their guidance has been instrumental in steering Cypark towards achieving our strategic goals and in navigating the complexities of our industry.

I also wish to extend a special acknowledgment to our Management Team for their tireless efforts and to our dedicated employees whose remarkable resilience and commitment have been the cornerstone of our progress. Together, they have empowered us to continue making a positive impact on the lives of Malaysians every day. To our stakeholders—shareholders, especially Jakel Capital our major shareholder, government ministries and agencies, regulators, industry partners and most importantly, our customers—I express my heartfelt appreciation.

As we move forward, I am confident that with your continued support and collaboration, Cypark will remain at the forefront of driving a brighter, greener and more sustainable tomorrow for Malaysia.



# MANAGEMENT DISCUSSION & ANALYSIS

## Our Performance Review

### OVERVIEW

**It has been an exciting year for Cypark. While our team has been focused on stabilising and delivering on our existing projects, we have also successfully attracted and initiated new partnerships.**

In addition to this, we have signed strategic partnerships with foreign partners, bringing advanced technology and access to their global supply chains. Although these discussions are still in their early stages, the inflow of foreign capital is crucial for Malaysia to achieve its renewable energy targets. We believe these partnerships will be mutually beneficial, creating a win-win situation for all parties involved.

Our primary focus remains in the solar industry and the waste-to-energy business, areas where we see significant potential for growth and innovation. By leveraging our expertise and the support of our international partners, we are confident in our ability to drive sustainable energy solutions and contribute positively to the country's renewable energy landscape.

Malaysia's renewable energy consumption is expected to reach **6,365 ktoe by 2028**, at a Compound Annual Growth Rate (CAGR) of 7% between 2022 - 2028 (Source: PWC)



Malaysia's current renewable energy (RE) capacity level is at 25%, inching closer to the country's target of **31% RE share in the national installed capacity mix by 2025, 40% by 2035 and 70% by 2050**. (Source: MIDA)



Between 2021 and 2023, Malaysia saw a **total capital investment of RM27.16 billion** in renewable energy generation. (Source: MIDA)

### OPERATING ENVIRONMENT

In 2023, the Malaysian economy grew by 3.7%, a normalisation from the robust 8.7% growth in 2022. This moderation was due to slower global trade, the global tech downcycle, geopolitical tensions and tighter monetary policies. Despite the challenging external environment, domestic economic activity and labour market conditions continued to recover, supported by a resilient external position with Gross Domestic Product recording growth of 4.2% in the first quarter of 2024.

From an industry perspective, the renewable energy industry in Malaysia continues to benefit from the country's strong commitment to sustainability and economic growth with the government recognising the significant risks posed by climate change. Malaysia's current renewable energy (RE) capacity level is at 25%, inching closer to the country's target of 31% RE share in the national installed capacity mix by 2025, 40% by 2035 and 70% by 2050. Meanwhile, renewable energy consumption is expected to reach 6,365 ktoe by 2028, at a Compounded Annual Growth Rate (CAGR) of 7% between 2022 - 2028.

Two major initiatives launched in 2023 will be pivotal in driving Malaysia's energy transition journey. First, the New Industrial Master Plan ("NIMP") aims to elevate Malaysia's manufacturing sector up the value chain while achieving net-zero targets. Simultaneously, the National Energy Transition Roadmap ("NETR") focuses on reducing greenhouse gas emissions in the energy sector, with a target to increase installed Renewable Energy ("RE") capacity to 70% by 2050.

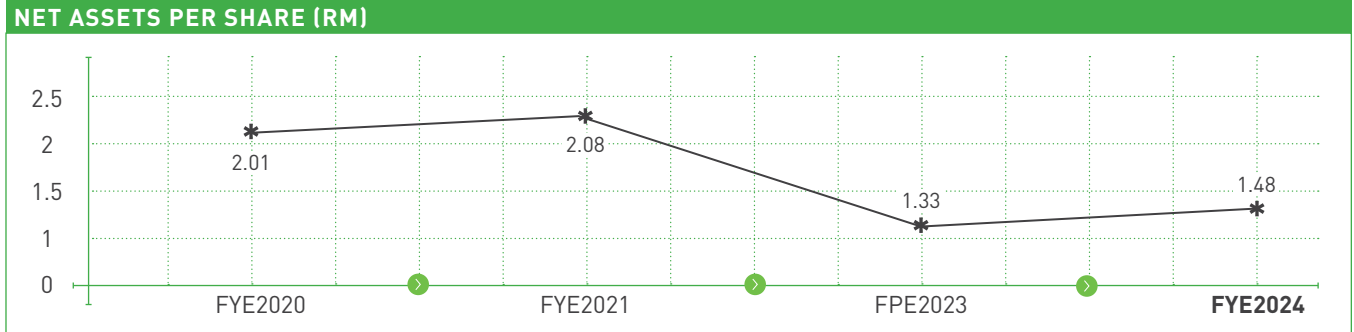
Under the NIMP, the government is enhancing the adoption and accessibility of renewable energy to facilitate the manufacturing sector's transition. This includes strengthening incentive schemes, accelerating large-scale solar deployment and exploring new business models for bioenergy resources. Such measures aim to attract RE100 companies, boosting demand for green energy.

In addition, due to the rise of digitalisation and Industry 4.0, there has also been a surge in demand for energy-intensive data centres in Malaysia. This has resulted in the development of on-site RE-powered data centres and the adoption of other energy-efficient technologies, which both require substantial capital and investments. In response, the government has introduced various facilities to encourage more investments in green energy.



# MANAGEMENT DISCUSSION & ANALYSIS

## ONGOING PROJECTS



## PROJECT DELIVERY (PD) EXCELLENCE

The 172 MW Large Scale Solar 3 (“LSS3”) hybrid solar power plant in Merchang, Terengganu has been completed, achieving its Commercial Operations Date (“COD”) status. At the same time, the 98 MW LSS2 project in Kelantan will transition to the Operation & Maintenance (“O&M”) phase by the fourth quarter of 2024. With these projects delivered, Cypark will expand its RE installed asset capacity to approximately 390 MW, reinforcing its leadership in Malaysia’s RE market.

The Group expects a steady income stream from these completed projects, contributing positively to the business growth in the long term. Committed to Operational Excellence, we consistently adhere to the highest standards in all aspects of our operations through efficient management, ensuring that our processes, resources and systems Group-wide are enhanced and optimised.

## RENEWABLE ENERGY (RE)

We recorded revenue of RM85.9 million, primarily generated from brownfield projects, interest revenue and NEM projects. Despite increased administrative expenses, the division reported a marginal profit before tax of RM1.3 million for the current financial quarter. Upon completion, LSS2 projects will transition to the O&M phase, with Cypark Renewable Energy (“CRE”) appointed as the long-term O&M specialist. This project is expected to generate O&M revenue over the next 21 years, with secured value and scheduled payments contributing positively to the Group. Additionally, the completion of the LSS3 project in Terengganu will provide sustainable recurring revenue and cash inflows throughout the concession period.

## CONSTRUCTION & ENGINEERING

Our construction and engineering services is responsible for every stage of the project lifecycle, from conception to surveying, design & interconnection and delivery. We recorded RM46.7 million in the current financial year. This is attributed to the construction progress of the Selgate Hospital in Rawang. The division reported a profit before tax of RM5.5 million.

## GREEN TECHNOLOGY & ENVIRONMENTAL SERVICES

We provide specialist maintenance works on leachate treatment plants, biogas and biomass activities, other related specialist and consultancy services under our Green Technology & Environmental services division. For the year under review, RM4.6 million in revenue was reported by this division, generated from the sale of energy from the 1.55 MW palm oil mill effluent (POME) biogas plant in Kg. Gajah, Perak. Additionally, Tenaga Nasional Berhad (“TNB”) will continue to purchase energy from the plant throughout its Renewable Power Purchase Agreement (“REPPA”) period. Under this division, we recorded a profit before tax of RM2.4 million for FYE2024.

## WASTE MANAGEMENT & WASTE-TO-ENERGY (“WTE”)

Our WTE division conducts operations and maintenance for SMART WTE plant and related facilities. In 2024, we recorded RM46.7 million revenue, generated from the sale of green energy. This recurring revenue stream is a result of the integrated WTE plant, tipping fees and recycling revenue. We reported a loss before tax of RM61.6 million which is attributed to the temporary unscheduled downtime of the WTE plant, caused by ongoing rectification and repair works.

## MANAGEMENT DISCUSSION & ANALYSIS

### DIGITALISATION

In the year under review, the company has significantly enhanced its IT system by embarking on a company-wide digitalisation drive, benefiting both the organisation and individuals. With the appointment of a third-party advisor, we reviewed the entire IT system, including the potential risks and the proposed solutions. This digitalisation initiative has successfully increased the governance and dependency of our IT infrastructure. Most importantly, it has positively impacted our employees, providing them with tools to communicate seamlessly via the cloud.

On the operations side, our digitalisation efforts include dedicating more time and resources to analysing our extensive data sets. Cypark owns one of the largest renewable energy portfolios in Malaysia, granting us a unique advantage in understanding real-world scenarios. This will give us insights that will enhance our project bidding and in effectively addressing queries from potential customers. As we continue to deliver on our projects, our database will expand, providing us with a significant competitive advantage.

### KEY PERFORMANCE HIGHLIGHTS

|   | FYE 2019<br>RM'000 | FYE 2020<br>RM'000 | FYE 2021<br>RM'000 | FYE 2023<br>RM'000 | FYE 2024<br>RM'000 |
|---|--------------------|--------------------|--------------------|--------------------|--------------------|
| Revenue                                       | 376,739            | 304,000            | 315,323            | 311,985            | <b>183,911</b>     |
| Profit/(Loss) Before Tax                      | 118,583            | 96,621             | 96,635             | (345,960)          | <b>(52,383)</b>    |
| EBITDA/Adjusted EBITDA                        | 147,907            | 149,332            | 141,932            | 130,647            | <b>71,938</b>      |
| Finance Costs                                 | 12,046             | 12,300             | 4,398              | 15,624             | <b>33,437</b>      |
| Net Profit/(Loss) After Tax                   | 91,282             | 70,651             | 75,254             | (265,335)          | <b>(87,870)</b>    |
| Total Equity                                  | 757,179            | 950,537            | 1,190,534          | 1,023,099          | <b>1,200,418</b>   |
| Total Assets                                  | 2,175,434          | 2,374,502          | 2,739,596          | 2,741,032          | <b>2,905,429</b>   |
| Borrowings                                    | 1,173,413          | 1,219,074          | 1,356,458          | 1,447,017          | <b>1,487,216</b>   |
| Net Debt/Equity Ratio                         | 0.86               | 0.90               | 0.89               | 1.26               | <b>1.11</b>        |
| Basic Earnings Per Share                      | 19.82              | 14.94              | 12.85              | (42.75)            | <b>(14.25)</b>     |
| Net Assets Per Share<br>Attributable to Owner | 1.62               | 2.01               | 2.08               | 1.33               | <b>1.48</b>        |

The Group has changed its financial year end from 31 October 2021 to 30 April 2023. Accordingly, the comparative figures are for eighteen months from 1 November 2021 to 30 April 2023, and therefore not comparable to current year's twelve months from 1 May 2023 to 30 April 2024.

In FYE2024, the Group registered revenue of RM183.9 million. This revenue was primarily driven by projects in the renewable energy segment and the construction & engineering segment, including ongoing development works for Selgate Hospital located in Rawang. Despite this revenue, the Group recorded a loss before tax of RM52.4 million and a loss after tax of RM87.9 million. The loss was mainly attributable to the derecognition of deferred tax assets at certain entities within the Group, following the assessment conducted in line with MFRS 112 Income Tax requirements, as well as higher administrative costs primarily due to one-off professional fees. However, the Group's adjusted earnings before interest, taxes, depreciation and amortisation (EBITDA) for the financial year ended 2024 was recorded at RM71.9 million.

### ASSET AND LIABILITIES

As of 30 April 2024, the Group's total assets recorded at RM2.9 billion as compared to RM2.7 billion in the FPE2023. The increase in total assets was mainly due to increase in construction progress of the 172 MW LSS3 solar plant located at Mukim Merchang. Meanwhile, total liabilities remain at RM1.7 billion in FYE2024, a minor decrease of RM12 million as compared to FPE2023.





## MANAGEMENT DISCUSSION & ANALYSIS

### EQUITY

#### (i) Share Capital

During FYE2024, the share capital of the Company increased from RM585.6 million to RM602.1 million, with the issuance of new shares of 40,660,000 units during the year, which increased the 782,167,635 units of ordinary shares to 822,827,635 units of ordinary shares. The new shares were increased via the issuance of Employees' Share Option Scheme ("ESOS"):

1. 2,000,000 new ordinary shares at an exercise price of RM0.38 per ordinary share pursuant to the exercise of options under the ESOS on 26 July 2023;
2. 560,000 new ordinary shares at an exercise price of RM0.38 per ordinary share pursuant to the exercise of options under the ESOS on 2 August 2023;
3. 1,200,000 new ordinary shares at an exercise price of RM0.38 per ordinary share pursuant to the exercise of options under the ESOS on 15 September 2023;
4. 12,000,000 new ordinary shares at an exercise price of RM0.38 per ordinary share pursuant to the exercise of options under the ESOS on 22 September 2023;
5. 1,400,000 new ordinary shares at an exercise price of RM0.38 per ordinary share pursuant to the exercise of options under the ESOS on 4 October 2023;
6. 18,000,000 new ordinary shares at an exercise price of RM0.38 per ordinary share pursuant to the exercise of options under the ESOS on 3 November 2023; and
7. 5,500,000 new ordinary shares at an exercise price of RM0.38 per ordinary share pursuant to the exercise of options under the ESOS on 8 November 2023.

#### (ii) Perpetual Sukuk

A wholly-owned subsidiary of the Company, namely Cypark Renewable Energy Sdn. Bhd. (CRE) continued to issue Tranche 2 amounting to RM100.0 million of unrated perpetual Islamic medium-term notes (Perpetual Sukuk Musharakah) of up to RM500.0 million in nominal value based on the Shariah principle of Musharakah (Perpetual Sukuk Musharakah Programme) on 12 September 2023.

Subsequently on 26 September 2023, CRE issued Tranche 3 amounting to RM165.0 million. The proceeds from the issuance are utilised by CRE and its subsidiaries as working capital, capital expenditure and to repay the existing borrowings and to defray fees, costs and expenses in relation to the issuance of the perpetual sukuk. As at 30 April 2024, on a cumulative basis, CRE had issued a total of RM500.0 million of unrated Perpetual Sukuk Musharakah under the programme.

The Perpetual Sukuk Musharakah raised in CRE is classified as equity instruments as there is no contractual obligation to redeem the instrument.

#### (iii) Dividend

In FYE2024, no dividend has been paid, proposed or declared by the Company as the Group would like to conserve funds to accelerate the completion of its projects.

The Board will recommend the payment of dividends once the Board deems the Group to be in a comfortable position to distribute dividends.

## MANAGEMENT DISCUSSION & ANALYSIS

### KNOWN TRENDS AND EVENTS

Malaysia continues to make significant strides in advancing its energy sector as the government acknowledges the importance of renewable energy in reaching the country's sustainability aspirations of reducing GHG emissions and tackling climate change. In 2023 and 2024, the government has launched several initiatives to further support its sustainability goals, including:



Cypark Resources Berhad participating in the IGEM 2023 as the Silver Sponsor

### NATIONAL ENERGY TRANSITION ROADMAP ("NETR")

The NETR seeks to accelerate Malaysia's energy transition aligned with the 12<sup>th</sup> Malaysia Plan aiming for net-zero emissions by 2050 and the National Energy Policy (DEN) targeting a low-carbon nation by 2040. The NETR contains six energy transition levers that include energy efficiency ("EE"), renewable energy ("RE"), hydrogen, bioenergy, green mobility and carbon capture, utilisation and storage ("CCUS").

### NATIONAL ENERGY EFFICIENCY ACTION PLAN 2026-2035 (NEEAP 2.0)

The Ministry of Energy Transition and Water Transformation ("PETRA") and the Energy Commission ("EC") are formulating the National Energy Efficiency Action Plan 2.0 ("NEEAP 2.0") for 2026-2035 to further the government's objectives outlined in the NETR.



## MANAGEMENT DISCUSSION & ANALYSIS

### ASEAN POWER GRID

Malaysia is collaborating with its ASEAN counterparts to advance regional initiatives like the ASEAN Power Grid, enhancing energy connectivity and security. By sharing resources, knowledge and technology, Malaysia aims to overcome obstacles and accelerate the adoption of green technologies, fostering regional sustainability. Committed to a flexible policy framework to manage and integrate emerging technologies amidst dynamic challenges, the country is also exploring sustainable energy sources like solar, hydrogen and biomass to meet high energy demands and reduce reliance on imported gas.

### NEW INDUSTRIAL MANUFACTURING PLAN (“NIMP”) 2030

NIMP 2030 aims to enhance ESG practices in Malaysia’s manufacturing sector to mitigate economic risks, attract investments and maintain access to ESG-sensitive markets. The plan includes 10 action plans and three mission-based projects to promote sustainable practices, particularly in high-emission sectors like cement, metal, chemical and petroleum. Key initiatives involve developing decarbonisation pathways, introducing a carbon policy and pricing mechanism and launching an iESG framework aligned with global standards. Additionally, the plan emphasises energy efficiency, renewable energy adoption and growth opportunities in the EV ecosystem, carbon capture and circular economy frameworks.



Centralised Control Room (CCR) in SMART Waste to Energy (WTE) Plant, Ladang Tanah Merah



# MANAGEMENT DISCUSSION & ANALYSIS

## THIRD PARTY ACCESS SYSTEM (“TPA”)

The Malaysian government will be looking to implement the TPA in the electricity supply industry from September 2024, allowing independent power producers (“IPPs”) to sell electricity directly to consumers via TNB’s transmission lines but bypassing the need to purchase from TNB. The TPA framework aims to liberalise the electricity generation market, empowering IPPs and solar companies to seek higher returns and increase their generation capacity.

Applicable to both renewable and non-renewable energy sources, the implementation of TPA is expected to invigorate the power generation industry by allowing market players to adjust their generation capacity based on market needs and increase grid utilisation.

### BUSINESS RISKS

The main business risks that can impact Cypark’s profitability include heightened competition as a result of technological advancements lowering the barrier to entry, as well as interest rates.

|  |  |
|--|--|
|  | <p>The increase in competition, particularly in a relatively mature sector such as solar, may bring the risk of market saturation. This, together with new players who might not fully comprehend the risk and bid aggressively, could potentially drive down prices and reduce profitability.</p>   |
|  | <p>Renewable energy projects, especially solar power plants, are typically financed by debt secured against long-term Power Purchasing Agreements (“PPAs”) which will increase gearing levels. While the long-term secured revenue streams improve the bankability of these projects, interest rate risks remain. In this high interest rate environment, it may push up the levelised cost of electricity and reduce profitability.</p> |

Being a pioneer in the industry and experiencing the changes in market landscape, Cypark will leverage from our experiences to minimise the business risk. We focus on a sustainable business, ensuring we generate optimised returns to our shareholders and offer quality products and services to our clients.

Further information on the Group’s risk and how it is managed can be found in the Statement on Risk Management and Internal Control on page 48.





## MANAGEMENT DISCUSSION & ANALYSIS

### OUTLOOK AND PROSPECTS

FY2025 will be a crucial year for us as we focus on stabilising operations and delivering key projects in the RE sector, particularly in solar and WTE. We have achieved a significant milestone with the successful COD of the LSS3 Merchang project on 9 June 2024, which is Malaysia's largest hybrid solar project, combining ground-mounted and floating solar. Additionally, the LSS2 Danau Tok Uban ("DTU") project is expected to achieve COD by the fourth quarter of 2024, further showcasing our engineering and execution capabilities.

Looking ahead, we are excited about the development of the TPA, which will open new market opportunities for IPPs and expand their customer base. We plan to build strategic partnerships, particularly in the data centre space, to attract customers who value renewable energy.

The waste management sector presents significant opportunities due to the government's proactive stance, identifying 18 potential sites for new WTE facilities across Malaysia. WTE plants can reduce the volume of waste in landfills, generate renewable energy and mitigate greenhouse

gas emissions. In 2025, we will be seeking approval for higher tipping fees for our Ladang Tanah Merah WTE plant to reflect the combined costs of landfill management and WTE operations. The potential closure of two landfills in Negeri Sembilan also presents an opportunity for increased revenue as waste could be redirected to our facilities.

As the sole operating WTE plant in Malaysia, we are well-positioned to leverage our experience to expand our business coverage and drive innovation in waste management. By integrating efforts from the private sector and the community, we aim to create a more sustainable and efficient waste management system that benefits everyone.

In addition to our primary RE and WTE businesses, we will continue to expand our Engineering, Procurement, Construction and Commissioning ("EPCC") business. We will focus on impactful EPCC projects in healthcare, transportation hubs, senior living centres and education, driven by government and private sector infrastructure investments.



# SUSTAINABILITY STATEMENT

## CYPARK ESG FRAMEWORK

In FY2024, we strengthened our sustainability strategy by developing an ESG Framework, marking a significant milestone in our sustainability journey. At the core of the framework are three primary ESG themes, bolstered by eight material issues that are crucial to our sustainability agenda. Supporting the framework are targets, guiding principles and five key strategic initiatives. Together, these elements will not only steer us towards our long-term success but also cultivate responsible business growth. As we move forward, our ESG Framework will continue to serve as our steadfast compass, guiding our future sustainability efforts with clarity and purpose.



Cypark

- ESG THEMES
- MATERIAL ISSUES
- TARGETS
- GUIDING PRINCIPLES
- STRATEGIC INITIATIVES





# SUSTAINABILITY STATEMENT

**PURPOSE** A clean planet to empower future generations to thrive.

**MISSION** Be the best at innovating and implementing renewable energy and waste to energy solutions.

| Transforming Energy Responsibly                               | Educate for Sustainable Progress             | Transparency in Every Step                       |
|---|--|--|
| Climate Change and GHG Emissions                              | Occupational Health and Safety               | Economic Performance                             |
| Protection of Biodiversity and Ecology                        | Diversity, Equity and Inclusion              | Supply Chain Management                          |
| Responsible Water Consumption                                 | Employee Engagement and Development          | Product Design and Lifecycle Management          |
| Waste Management  | Engaging with Community                      | Data Privacy and Cyber Security                  |
| Energy Management   | Ethical Business Conduct                     | Industry Best Practices on Governance and Ethics |
| Labour Practices and Standards                                | Technological Advancement and Transformation |  |
| Industry Best Practices on Environmental and Labour Standards | Stronger Community Through Education         | Accountability on Sustainability Initiatives     |
| ESG Pillars are Embedded Company-Wide                         | Continuous ESG Improvements                  | Operational Improvement                          |
| Technology and Digital  | Developing Talent                            |  |
| Active Engagement Across Stakeholders                         | Risk Management and Mitigation               |  |

# SUSTAINABILITY STATEMENT

## OUR SUSTAINABILITY REVIEW

**As a renewable energy provider, we recognise our role in accelerating the nation’s low-carbon transition. Our decisions and actions can impact the economy, environment and people. With this in mind, we strive to grow responsibly and generate positive impact for our stakeholders to contribute to a sustainable future.**



We are committed to strengthening our sustainability journey by enhancing our strategy and initiatives from time to time. This will bolster our sustainability disclosures and translate our efforts into tangible results for our business and stakeholders in the long term.

Since FY2023, we have undertaken major leadership transformations within Cypark to right the ship. This has enhanced our corporate governance and decision-making, enabling us to set stronger foundations in our sustainability journey going forward.

Some of these enhancements have commenced in our FY2024 journey, including a review of our sustainability material matters. Additionally, we engaged an external consultant to determine our carbon emissions according to Scope 1 (direct emissions from Cypark’s owned and controlled sources) and Scope 2 (indirect emissions from purchased electricity) and Scope 3 (Indirect greenhouse gas emissions from other activities that are not included under Scope 2). We believe these solid actions will set us on the right path to continue enhancing our sustainability disclosures, ultimately elevating the standards and credibility of our reporting practices.

## STAKEHOLDER ENGAGEMENT

Stakeholders are groups that can impact or be impacted by our decisions, business activities and operations. Engaging with stakeholders is crucial for understanding and fulfilling the needs of our diverse stakeholder groups. We actively engage with our stakeholders through various methods and communication platforms to build stronger relationships and maintain the trust we have established since the inception of Cypark.

|  | METHODS OF ENGAGEMENT  | INITIATIVES  |
|--|--|--|
|  <p><b>EMPLOYEES</b></p> <p>Fostering open communication, building trust and creating a collaborative work environment to transcend regular employer-employee relationships while creating space for continuous improvement and innovation within cypark</p>                | <p>We invest in our employees’ training to enhance their knowledge and capabilities to cultivate a high-performance work culture and boost operational productivity and efficiency. We focus on training employees in the <b>ISO 9001:2015 Quality Management System</b>, ensuring its ongoing integration across all business units. By involving our employees in this manner, we help them foster stronger commitment and alignment with our organisation’s purpose</p> <p>▲ For detailed insights, please see the Community section on page 34 in Sustainability Report.</p> | <ul style="list-style-type: none"> <li>• Host meetings and gatherings</li> <li>• Participate in trade events</li> <li>• Conduct employee training</li> <li>• Organise sports outings such as badminton matches</li> <li>• Hold festive celebrations such as Hari Raya and birthday gatherings</li> <li>• Conduct site visits</li> <li>• Attend conferences and exhibitions</li> <li>• Hosted a townhall for employees to voice their concerns and provide feedback</li> <li>• Hosted lunch for employees at Eastin Hotel during the relocation of Cypark’s office</li> </ul>         |
|  <p><b>INVESTORS AND SHAREHOLDERS</b></p> <p>Ensuring transparency and accountability financial performance disclosures, strategic direction and corporate governance practices to maintain investor confidence and align corporate goals with shareholder expectations</p> | <p>We maintain a transparent and accountable relationship with our investors and shareholders, ensuring they are fully informed about our business, strategies, risks and opportunities. We also assure them of our commitment to business sustainability through our robust corporate governance practices, ensuring compliance with all relevant laws and regulations and implementing due process in all operational and business matters</p>   | <ul style="list-style-type: none"> <li>• Facilitate one-on-one engagement</li> <li>• Issue company announcements</li> <li>• Publish financial results announcements</li> <li>• Distribute circulars</li> <li>• Host Annual General Meetings (“AGM”)</li> <li>• Conduct Quarterly Analyst Briefing</li> <li>• Attend Investor Relations events</li> <li>• Release media statements</li> <li>• Hosted a site visit by Sukuk holders, trustees and shareholders to provide a deeper understanding of Cypark’s day-to-day activities, production processes and infrastructure</li> </ul> |



# SUSTAINABILITY STATEMENT

|  | METHODS OF ENGAGEMENT   | INITIATIVES   |
|--|---|---|
|  <p><b>GOVERNMENT</b></p> <p>Upholding robust corporate governance practices and complying with all applicable laws and regulations</p>   | <p>We collaborate closely with the government to stay informed about the latest changes and regulatory updates, ensuring strict adherence to relevant laws and regulations. This partnership also involves regular correspondence to access resources and incentives that foster economic growth. Additionally, we prioritise collaborative projects, programmes and initiatives with the government, aiming for project success through shared resources and expertise</p>   | <ul style="list-style-type: none"> <li>• Conduct meetings, dialogue sessions and briefings such as presenting the progress of Ladang Tanah Merah SMART WTE to solid waste players</li> <li>• Facilitate official visits such as visits from:               <ul style="list-style-type: none"> <li>- Dato' Ahmad Husaini bin Abdul Rahman, SWCorp CEO</li> <li>- Tuan Hazahar bin Hashim, Director of SWCorp Negeri Sembilan to Ladang Tanah Merah SMART WTE</li> <li>- IR Tan Sri Dr Mohd Azhar Abdul Hamid, Director-General of the National Solid Waste Management Department</li> </ul> </li> <li>• Organise outreach programmes</li> <li>• Participate in ministry events and sponsored events</li> </ul>   |
|  <p><b>LOCAL COMMUNITIES</b></p> <p>Enhancing Cypark's reputation as a socially responsible company, which resonates with customers, partners and potential employees who prioritise working with sustainable organisations</p> | <p>We organise community engagement programmes to continuously connect with this stakeholder group as our operations impact not only the environment but also communities. Our engagement sessions offer a platform for sharing the impact of our business and demonstrating how our projects benefit stakeholders. By actively engaging with the community, we aim to strengthen relationships with those we serve and garner their support</p>  | <ul style="list-style-type: none"> <li>• Implement community-focused programmes</li> <li>• Organise and participate in corporate events corporate events</li> <li>• Execute Corporate Social Responsibility ("CSR") activities such as Hari Raya Aidiladha Qurban</li> <li>• Hold educational community programmes such as hosting postgraduate students at the SMART WTE in Ladang Tanah Merah and sharing knowledge about WTE plants</li> <li>• Cultivate strong relations with related Non-Governmental Organisations ("NGOs")</li> <li>• Participated as a panelist in "Breaking Barriers: Empowering Corporate Women" in Women in ETFs (WE), Malaysia's debut event</li> </ul>   |
|  <p><b>MEDIA</b></p> <p>Enhancing Cypark's visibility through widespread media coverage and attracting potential stakeholders, elevating Cypark's public image and reputation</p>   | <p>We strategically utilise media engagement as a strategic tool that strengthens our brand positioning and enhances public awareness on our activities. The media's role in shaping public perception is pivotal, significantly contributing to our business's success by effectively disseminating information about our projects and related events such as official visits to our floating solar project in Tasik Danau Tok Uban, Kelantan</p> <p>▲ Refer to our corporate website at <a href="https://www.cypark.com/digital-media.html">https://www.cypark.com/digital-media.html</a></p> | <ul style="list-style-type: none"> <li>• Host press conferences to engage with the media about Cypark's latest projects, such as the Hybrid Solar Power plant in Merchang, Terengganu</li> <li>• Issue general press/media releases</li> <li>• Conduct one-to-one media engagements</li> <li>• Facilitate dialogue sessions with media</li> <li>• Extend media invitations to corporate events</li> </ul>   |
|  <p><b>INDUSTRY</b></p> <p>Cultivating ongoing, sustainable growth and adaptability in a constantly evolving business environment to promote resilience and support sustainable growth in the competitive marketplace</p>     | <p>We communicate with industry stakeholders to foster continuous long-term growth and maintain agility in the dynamic business landscape. We interact with other industry players, building positive relationships through collaborations and knowledge-sharing. By adopting this approach, we not only enhance productivity and foster innovation but also broaden our market opportunities</p>   | <ul style="list-style-type: none"> <li>• Participate in meetings, dialogue sessions and briefings, such as the Hong Leong Bank Sustainability Round Table, PV Invest Tech Malaysia and Clean Power &amp; New Energy</li> <li>• Coordinate official visits</li> <li>• Presented as speaker and received awards at Energy Box 2023 (changed the year from 2022 to 2023)</li> <li>• Spoke at International Greentech &amp; Eco Products Exhibition Malaysia ("IGEM") 2023</li> <li>• Conducted pocket talks at International Sustainable Energy Summit ("ISES") 2022</li> <li>• Participated as a panelist in "Bridging the Gap: RE and Carbon-Related Investments" in the Invest Shariah Conference 2023</li> <li>• Participated as a moderator in the Green Hydrogen session in the US-Malaysia Clean Tech Forum 2024</li> </ul> |

# SUSTAINABILITY STATEMENT

## OUR SUSTAINABILITY MATERIAL MATTERS

Our approach to sustainability is guided by the three pillars of sustainability – Environmental, Social and Economic & Governance. Our commitment to sustainability is demonstrated through our materiality assessment, a process which reviews and revises the sustainability issues that are material to our business and stakeholders. Conducting a materiality assessment on a periodic basis ensures that our sustainability issues remain relevant and align with the changing sustainability landscape and megatrends. This allows us to mitigate risks and identify opportunities, as we seek to continuously create value for stakeholders.

In FY2024, we held a comprehensive materiality assessment by sending out an online survey to our stakeholders. The materiality assessment was conducted through a three-step process, aligned with the recommendations of Bursa Malaysia and the Global Reporting Initiative (“GRI”) Standards.







# SUSTAINABILITY STATEMENT

## SUSTAINABILITY GOVERNANCE

Our commitment to the long-term sustainable development of Cypark is reflected in our sustainability governance framework. We adopt a tone-from-the-top approach to sustainability, whereby the Board has oversight of sustainability-related matters, including climate change and environmental impact. Their oversight ensures that these critical areas are thoroughly addressed through thoughtful and informed decision-making processes.

To enhance our sustainability governance, we established a Sustainability Working Group in FY2024. This working group reports directly to the Board and ensures that sustainability initiatives are implemented efficiently across the organisation. Additionally, the Board is supported by a Management Sustainability Committee, which oversees the implementation of sustainability strategies and manages the Company's impact on the economy, environment and people.

The Board adapts its sustainability strategies to remain relevant and responsive to emerging trends and stakeholder expectations by actively seeking feedback from stakeholders. Members of the Board also engage in continuous ESG training, which emphasises ESG matters and emerging trends, ensuring that they stay informed and adept at managing sustainability risks and opportunities. They are also assessed in an annual performance evaluation process that includes sustainability-linked metrics.

▲ Refer to Cypark's Sustainability Report 2024, which includes the Performance Data Table from Bursa Malaysia's ESG Reporting Platform

## CYPARK'S FY2024 SUSTAINABLE MATERIAL MATTERS



**Economic & Governance**

- Ethical Business Conduct
- Market Presence
- Technological Advancement and Transformation
- Business Integrity

- Climate Change and GHG Emissions
- Protection of Biodiversity and Ecology
- Responsible Water Consumption
- Waste Management



**Environmental**



**Social**

- Labour Practices and Standards
- Occupational Health and Safety
- Employee Engagement and Development
- Engaging with Community



# BOARD OF DIRECTORS' PROFILE



**DATO' HAMIDAH  
BINTI MORIS**  
*Executive Chair*

Dato' Hamidah Binti Moris, better known as Ami Moris, aged 62, was first appointed to the Board of the Company as an Independent Non-Executive Director on 30 March 2023 and was redesignated as the Independent Non-Executive Chair on 6 June 2023. On 28 February 2024, she was then re-designated as Executive Chair to embark on a strategic review of Cypark's business, to further enhance and strengthen the Group's senior leadership bench. She is the former Chief Executive Officer of Maybank Investment Banking Group (IBG), where she played a leading role in its elevation from a single-market Malaysian entity into ASEAN's leading homegrown investment bank with business operations in 10 countries. In this role, Dato' Ami was a key architect of Maybank IBG's sustainability-first approach; a pledge to be 'a force for good' by doing the right things right, for stakeholders. As a passionate nation builder, Dato' Ami served as a Member of the Board of Universiti Malaya from February 2022 to February 2024 and was appointed to Malaysia's Water Commission, Suruhanjaya Perkhidmatan Air Negara (SPAN), in February 2023.

She believes that Diversity, Equity and Inclusion (DEI) are key to an organisation's performance and success and is passionate in elevating the DEI Agenda as part of the battle for the best people to be in the right positions not only for organisations but for the nation.

Dato' Ami holds a Master's degree in History and Philosophy of Social and Political Science as well as a Bachelor of Arts in Mathematics and Politics, both from University of Essex, UK.

She does not have any family relationship with any Director and/or major shareholder of the Company and has no conflict of interest with the Company. She does not have any convictions for any offences within the past five (5) years or any public sanction or penalty imposed by regulatory bodies during the financial year ended 30 April 2024.

Dato' Ami does not hold directorship in any other public listed companies and listed issuers.

**Number of Board Meetings Attended**

16/16

| Age   | Gender | Nationality |
|---|--------|-------------|
| 62  | Female | Malaysian   |
| <p>➤ <b>Date of appointment as Independent Non-Executive Director</b><br/>30 March 2023</p> |        |             |
| <p>➤ <b>Re-designation to Independent Non-Executive Chair</b><br/>6 June 2023</p>           |        |             |
| <p>➤ <b>Re-designation to Executive Chair</b><br/>28 February 2024</p>                      |        |             |
| <p>➤ <b>Board Committees Membership(s): Nil</b></p>   |        |             |



## BOARD OF DIRECTORS' PROFILE

### MUHAMMAD ASHRAF BIN MUHAMMAD AMIR

*Executive Director*



Muhammad Ashraf bin Muhammad Amir, a Malaysian, aged 37, was appointed to the Board on 14 February 2023. He was redesignated as Executive Director on 28 February 2024. Muhammad Ashraf is also the Director of Jakel Capital Sdn. Bhd, the major shareholder of Cypark Resources Berhad.

He started his career in 2007 in the corporate finance & investment banking division of ECM Libra Avenue Investment Bank Berhad and Al Rajhi Banking & Investment Corporation (Malaysia) Berhad before moving on to the corporate sector. He had served in various senior positions at public listed companies, the last being the Head, Group Corporate Finance of Symphony House Berhad where he led multiple corporate exercises leading to its successful reverse take-over & management buyout in 2015 and subsequently the merger of its corporate services business in 2018.

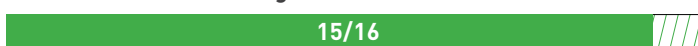
Muhammad Ashraf possesses extensive working experience in the field of corporate finance and advisory which includes mergers & acquisitions, corporate restructuring, cross border transactions, fund raising as well as business development.

Presently, he is also the Director, Corporate Finance of a corporate finance advisory firm licensed by the Securities Commission Malaysia as well as the Founder and Director of a boutique consulting firm focusing on advising and acting as the confidant to entrepreneurs, high net worth individuals and family offices.

Muhammad Ashraf holds a First-Class Honours degree in Applied Accounting from Oxford Brookes University, United Kingdom. He is a Fellow of the Association of Chartered Certified Accountants (ACCA), a Member of Malaysian Institute of Accountants (MIA), a holder of Capital Markets Services Representative's Licence holder for advising on corporate finance and a Licensed Company Secretary by Suruhanjaya Syarikat Malaysia.


Muhammad Ashraf does not hold directorship in any other public listed companies and listed issuers.

#### Number of Board Meetings Attended



|   |               |                    |
|---|---------------|--------------------|
| <b>Age</b>  | <b>Gender</b> | <b>Nationality</b> |
| 37  | Male          | Malaysian          |
| <p>➤ <b>Date of appointment as Non-Independent Non-Executive Director</b><br/>14 February 2023</p>                              |               |                    |
| <p>➤ <b>Re-designation to Executive Director</b><br/>28 February 2024</p>   |               |                    |
| <p>➤ <b>Board Committees Membership(s):</b> <span style="background-color: #008000; color: white; padding: 2px;">NRC</span></p> |               |                    |

## BOARD OF DIRECTORS' PROFILE



**DATUK MOHD ADZAHAR  
BIN ABDUL WAHID**  
*Independent Non-Executive Director*

Datuk Mohd Adzahr, a Malaysian, aged 60, was appointed as Independent Non-Executive Director of Cypark effective 14 February 2023. He is a Fellow Member of the Association of Chartered Certified Accountants (United Kingdom), a Member of the Malaysian Institute of Accountants and a Member of the Financial Planning Association of Malaysia.

He has accumulated more than 33 years of working experience in banking and financial services. He began his career as a Trainee Accountant/Auditor in Sagoo & Co Chartered Accountants, Shepherd's Bush London, after graduating from the Emile Woolf College, London in 1988 with ACCA. Upon returning to Malaysia from London, he immediately joined Bumiputra Merchant Bankers Berhad from 1988 to 1994 with his last position as a Corporate Banking Manager. His responsibilities included securing and management of corporate debt, consisting of both direct lending and syndicated debts, project financing as well as treasury functions.

Subsequently, he joined Malaysian Helicopter Services Berhad (MHS) as a Corporate Finance Manager and one of the major tasks undertaken was to assist in raising the required financing for MHS in the acquisition of Malaysia Airlines Berhad besides ensuring the management accounts and annual report were timely produced. He was also responsible in monitoring the investments done by MHS and to evaluate any project/proposal put forward to MHS.

Upon leaving MHS in 1995, Datuk Mohd Adzahr then joined PMCare Sdn. Bhd. as the Chief Executive Officer-cum-Executive Director and he was instrumental in the development of its Medicare Integrated Information Exchange, which is the backbone operating applications software of PMCare Sdn. Bhd. In addition, he was also a former Independent Non-Executive Director of Kencana Petroleum Berhad, Sapura Energy Berhad, Symphony House Berhad, Edra Global Energy Berhad and TH Plantations Berhad. He is currently a Director at PMCare Sdn. Bhd. and also sits on the Board of Glomac Berhad.

**Number of Board Meetings Attended**



|  |                       |                                 |
|--|-----------------------|---------------------------------|
| <b>Age</b><br>60   | <b>Gender</b><br>Male | <b>Nationality</b><br>Malaysian |
| <b>Date of appointment</b><br>14 February 2023   |                       |                                 |
| <b>Board Committees Membership(s):</b> <span style="background-color: #28a745; color: white; padding: 2px;">NRC</span> <span style="background-color: #dc3545; color: white; padding: 2px;">ARC</span> |                       |                                 |





## BOARD OF DIRECTORS' PROFILE



### DATO' MOHAMMAD ZAINAL BIN SHAARI

*Independent Non-Executive Director*

Dato' Mohammad Zainal Bin Shaari, a Malaysian, aged 60, was appointed as Independent Non-Executive Director of Cypark effective 18 January 2024. He is a Fellow of both the Institute of Chartered Accountants in England & Wales as well as the Association of Chartered Certified Accountants. He started his career in Malaysia in 1990 with PricewaterhouseCoopers (formerly Price Waterhouse) and was made a partner of Price Waterhouse on 1 July 1997.

He joined Khazanah Nasional Berhad (Khazanah) on 1 June 2004 and his last position there was as Chief Operating Officer. Whilst in Khazanah, he oversaw operations, internal management and held strategic roles in investment management & monitoring. His purview included the Risk Management Unit, Strategic Human Capital Management Division and Corporate Support & Services Division. He also served as the Company Secretary of the Board of Khazanah.

After Khazanah Nasional, he assumed the role of Group Managing Director at Tradewinds (M) Berhad (TWM). His position was extended to cover broader duties & responsibilities when he was appointed the Chief Executive Officer of Tradewinds Group Malaysia, the holding company of TWM, on 1 June 2021 until his retirement on 31 May 2023.

Dato' Zainal was a director of various public and private companies and also served in the respective board committees. In 2006, he was appointed by the MOF to be a member of the Financial Reporting Foundation. His industry experience includes electricity, automotive, oil & gas, food, plantations and leisure & hospitality. He is currently a Director of Percetakan Nasional Malaysia Berhad.

#### Number of Board Meetings Attended

5/5

|   |               |                    |
|---|---------------|--------------------|
| <b>Age</b>  | <b>Gender</b> | <b>Nationality</b> |
| 60  | Male          | Malaysian          |
| <p>➤ .....</p> <p><b>Date of appointment</b><br/>18 January 2024</p> <p>➤ .....</p> <p><b>Board Committees Membership(s):</b> <span style="background-color: #f4a460; padding: 2px;">ARC</span></p> |               |                    |

## BOARD OF DIRECTORS' PROFILE



### NORITA BINTI JA'AFAR

*Independent Non-Executive Director*

Norita Binti Ja'afar a Malaysian, aged 51, was appointed as Independent Non-Executive Director of Cypark effective 18 January 2024. She is a professional Certified Sustainability Practitioner accredited by Chartered Management Institute (CMI) & Centre for Sustainability and Excellence (CSE), USA. She is also a member of Association of Climate Change Officers where her key strength lies in the design and development of nature-based solutions (NBS) in carbon markets.

Norita began her career with Arthur Anderson HRM Sdn. Bhd. as Tax Consultant in 1995. Between 1997 to 1999, she joined KAF group of companies and later Fima Securities Sdn. Bhd., both as Financial Analyst. In 1999, she was promoted to Vice President of Research in Fima Securities Sdn. Bhd. In 2000 till 2011, she assumed the role of Managing Director at Sal's Food Industries Sdn. Bhd.

Norita is the founding Partner at Kitaran Tabah Sdn. Bhd., an ESG company specialising in decarbonisation projects. She drives large scale NBS project globally within the carbon offset ecosystem and currently part of developing Blue Carbon & Blue Economy methodology with an International Standards Certifier.

In 2017, she was the Chief Executive Officer (CEO) of Innovative Associates Solutions Sdn. Bhd., a corporate digital advisory and consultancy company. She then joined as CEO at TFX Global Sdn. Bhd. where she successfully introduced an Islamic Shariah Trade Receivables technology platform for the company. Norita joined Malaysian Global Innovation & Creativity Centre in 2014 till 2017 as the Chief Operating Officer, contributing to behavioural transformation and institutional shift aimed at fostering new digital startup ecosystem.

Norita has been a Board member of public listed companies since 2000, serving as an Independent Non-Executive Director and Head of Audit Committee Member for Hup Seng Industries Bhd. She is currently an Independent Non-Executive Director of Johor Plantations Group Bhd, actively participating in the Board Tender Committee and Board Sustainability Committee.

#### Number of Board Meetings Attended

5/5


|  |                         |                                 |
|--|-------------------------|---------------------------------|
| <b>Age</b><br>51   | <b>Gender</b><br>Female | <b>Nationality</b><br>Malaysian |
| <b>Date of appointment</b><br>18 January 2024  |                         |                                 |
| <b>Board Committees Membership(s):</b> <span style="background-color: #28a745; padding: 2px;">NRC</span> <span style="background-color: #dc3545; padding: 2px;">ARC</span> |                         |                                 |

#### ALL MEMBERS OF THE BOARD OF DIRECTORS

- Have no family relationship with any director or major shareholder of the Company
- Have no conflict of interest with the Company or its subsidiaries
- Have not been convicted of offences in the past five years
- Do not have any public sanction or penalty imposed by any regulatory body during the financial year
- Details of Directors' attendance at Board Meetings during the financial year are contained on page 36 to 37.



## KEY SENIOR MANAGERMENTS' PROFILE




For Dato' Hamidah Binti Moris's profile, please refer to page 26 of this Annual Report.

**DATO' HAMIDAH BINTI MORIS**  
*Executive Chair*



For Muhammad Ashraf Bin Muhammad Amir's profile, please refer to page 27 of this Annual Report.

**MUHAMMAD ASHRAF BIN MUHAMMAD AMIR**  
*Executive Director*



**MUHAMAD FARIS BIN MUHAMAD FASRI**  
*Chief Strategy Officer*

|  |                  |
|--|------------------|
| <b>Age</b>                                 | 38               |
| <b>Gender</b>                              | Male             |
| <b>Nationality</b>                         | Malaysian        |
| <b>Appointment to the current position</b> | 01 February 2024 |

Muhamad Faris Bin Muhamad Fasri, Malaysian, aged 38, was appointed as the Chief Strategy Officer of Cypark on 1 February 2024. Faris has over a decade of experience in corporate finance, strategy, business development and fund investment, with a remarkable transition into private equity. His journey commenced at Sime Darby Plantation, where he played a pivotal role in evaluating strategic investments, orchestrating M&A activities and driving divestment initiatives across the organisation's diverse value chain encompassing upstream, logistics, bulking facilities and downstream divisions.

Subsequently, at Concrete Engineering Products, Faris assumed leadership of the company's international business, steering it towards new horizons of growth and expansion. His tenure at Kumpulan Wang Amanah Persaraan (Diperbadankan), the country's sovereign wealth fund, saw him pioneering technology-focused investments, particularly in Software-as-a-Service and North Asia. This phase marked significant portfolio diversification, with investments across industrial, financial, power and renewable energy sectors.

Before joining Cypark, Faris served as the Principal Investment Officer at Bintang Capital Partners, an impact-focused private equity fund under AHAM Asset Management. Here, he spearheaded initiatives aligned with the fund's vision, leveraging his expertise to drive transformative investments with lasting social and environmental benefits.

Faris holds a Bachelor of Science in Accounting and Finance from London School of Economics, where he distinguished himself as a Yayasan Sime Darby Scholar.

## KEY SENIOR MANAGERMENTS' PROFILE



**JAMIL SEKAM**

*Head of Operations & Maintenance, Solar*

**Age**

51



**Gender**

Male



**Nationality**

Malaysian



**Appointment to the current position**

July 2011

Jamil Sekam, Malaysian, aged 51, currently serves Cypark as the Head of Operations & Maintenance, Solar of the O&M division since July 2011. As a qualified Civil Engineer, his career started in various homegrown construction and engineering establishments, where he was Project Manager handling infrastructural works, excavations as well as managing manpower and machinery. Some of his notable involvement in his early career path include the proposed Middle Ring Road II Kuala Lumpur and the Primary and Secondary Smart School Project at Precinct 16 Putrajaya which was awarded at the value of RM44.7 million.

Jamil expanded the next level of his career with Saudi Aramco Oil/Ranhill Bersekutu Saudi Limited in 2007 with the position of Senior Project Engineer and Planning Engineer. Overseeing progress, productivity and gathering valuable on-site data, he was involved in the construction of the Town Centre and Research Park Innovation Cluster, 64 retail and residential buildings and the Beacon which is the landmark of the King Abdullah University Science and Technology in Jeddah, Saudi Arabia. Ending his tenure with Saudi Aramco Oil in 2009, he served as a Resident Engineer in Mohd Asbi and Associate Consultant for a year before moving on to Cypark Resources Berhad in 2011.

In Cypark, he is accountable for managing O&M facilities, ensuring that it is up to the agreed standards, assessing risks, managing expenditure and budget as well as maintaining vendors and clients' relationships amongst other responsibilities.





## KEY SENIOR MANAGERMENTS' PROFILE



**IR. TS. ADIRA BIN MUSTAFA**  
*Technical Director*

|  |                  |
|--|------------------|
| <b>Age</b>                                 | 42               |
| <b>Gender</b>                              | Male             |
| <b>Nationality</b>                         | Malaysian        |
| <b>Appointment to the current position</b> | 01 February 2024 |

Ir. Ts. Adira Bin Mustafa, Malaysian, aged 42, was appointed as the Technical Director on 1 February 2024. Adira is a seasoned Professional Engineer and Professional Technologist, registered with the Board of Engineers Malaysia (BEM) and the Malaysian Board of Technologists (MBOT). With extensive experience in electrical engineering, he also holds credentials as a Competent Electrical Engineer up to 132kV and is a Qualified Person for Grid Connected Photovoltaic (GCPV) by Sustainable Energy Development Authority (SEDA).

He has served as Senior Engineer at Grid Maintenance East, TNB and spent 17 years prior to that in various engineering positions at Asset Maintenance divisions within TNB.

Adira's notable achievements include leading teams in critical situations such as the KNYR substation entry post-landslide and playing a key role in the KNYR Power Evacuation Project. He has successfully managed projects involving transformer replacements, total shutdowns and switchgear refurbishments.

Adira is well-versed in maintenance and troubleshooting of HV & LV apparatus and scheduled waste management and handling according to IEC Standard. He holds authorisation for Substation Dead Works and Lines Dead Works for up to 275kV for TNB operation.

Ir. Ts. Adira's comprehensive skill set and proven track record of achievements, position him as a distinguished professional in the field of electrical engineering.

- ALL MEMBERS OF THE KEY SENIOR MANAGEMENT**
- Have no family relationship with any director or major shareholder of the Company
  - Have no conflict of interest with the Company or its subsidiaries
  - Have not been convicted of offences in the past five years
  - Do not have any public sanction or penalty imposed by any regulatory body during the financial year

# CORPORATE GOVERNANCE OVERVIEW STATEMENT

The Board of Directors of Cypark Resources Berhad (“the Company” or “CRB”) acknowledges the significance of adhering to high standards of corporate governance. This commitment is made with the utmost consideration for Cypark Resources Berhad and its stakeholders. The primary objectives are to safeguard and enhance shareholders’ value while fostering the optimal performance of the Company and its subsidiaries (collectively referred to as the “Group”).

The Board is pleased to present this Corporate Governance (“CG”) Overview Statement (the “Statement”), which offers a comprehensive view of the CG practices implemented by the Company to fulfil the desired objectives outlined in the Malaysian Code on Corporate Governance (“MCCG”). These practices revolve around three (3) fundamental principles, all of which are diligently overseen by the Board in its role as the steward of the organisation:

| PRINCIPLE |  |
|-----------|--|
| A         | BOARD LEADERSHIP AND EFFECTIVENESS   |
| B         | EFFECTIVE AUDIT AND RISK MANAGEMENT  |
| C         | INTEGRITY IN CORPORATE REPORTING AND MEANINGFUL RELATIONSHIP WITH STAKEHOLDERS |

This Statement serves as a means of complying with Paragraph 15.25(1) of the Main Market Listing Requirements of Bursa Malaysia Securities Berhad (“Bursa Securities”) (“MainLR”). It is essential to read this Statement in conjunction with the CG Report of the Company for the financial year ended 30 April 2024 (“FYE2024”), which can be accessed on the Company’s official website at <https://www.cypark.com>. Together, these documents provide a comprehensive understanding of the Company’s adherence to corporate governance principles and practices.

## A BOARD LEADERSHIP AND EFFECTIVENESS

### BOARD RESPONSIBILITIES

The Board relies on the Executive Chair, Executive Director, the Group Chief Executive Officer (“GCEO”), the Deputy Chief Executive Officer (“DCEO”) and the relevant Key Senior Management personnel, to provide comprehensive reports, overseeing all aspects of the Group’s business and operations, to establish the Company’s strategic objectives. Regular updates from the relevant personnel are presented during Audit and Risk Committee (“ARC”) and Board meetings, ensuring the Directors stay informed about the Group’s ongoing activities, challenges and plans. The Board plays an active role in advising Management on both short-term and long-term business strategies, focusing on resource allocation to achieve set objectives. These decisions are guided by the Company’s values, principles and ethos.

To effectively discharge its duties, the Board has delegated specific responsibilities to two (2) other Board Committees: the ARC and the Nomination and Remuneration Committee (“NRC”). Each Committee operates within clear objectives, duties and powers outlined in their respective Terms of Reference (“TOR”). The Chair of each Committee regularly reports to the Board, providing updates on meetings and resolutions, including key issues deliberated.

To ensure effective preparation for meetings, relevant materials are circulated to Directors days ahead of the Board and Board Committee meetings. Minutes of these meetings are promptly shared with the respective Chair for review before being confirmed and adopted by the Board and Board Committee members at their subsequent gatherings.

During the year under review, Dato’ Hamidah Binti Moris served as the Chair of the Board since her redesignation on 6 June 2023, offering effective leadership, strategic direction and governance to the Group for FYE2024.



# CORPORATE GOVERNANCE OVERVIEW STATEMENT

## A BOARD LEADERSHIP AND EFFECTIVENESS

### EXECUTIVE CHAIR (“EC”)

**Dato’ Hamidah Binti Moris**  
*(redesignated as EC on 28 February 2024)*

### EXECUTIVE DIRECTOR (“ED”)

**Muhammad Ashraf Bin Muhammad Amir**  
*(redesignated as ED on 28 February 2024)*

**Dato’ Daud Bin Ahmad**  
*(not re-elected as a Director during the Eighteenth Annual General Meeting (“AGM”) held on 26 October 2023)*

**Tan Sri Razali Bin Ismail**  
*(resigned on 30 September 2023)*

### INDEPENDENT NON-EXECUTIVE DIRECTORS (“INED”)

**Datuk Mohd Adzahar Bin Abdul Wahid**

**Dato’ Mohammad Zainal Bin Shaari**  
*(appointed on 18 January 2024)*

**Norita Binti Ja’afar**  
*(appointed on 18 January 2024)*

**Norsimah Binti Noordin**  
*(resigned on 9 November 2023)*

**Datuk Megat Abdul Munir Bin Megat Abdullah Rafeaie**  
*(resigned on 26 October 2023)*

**Dato’ Ir. Dr. Hasnul Bin Mohamad Salleh**  
*(retired on 26 October 2023)*

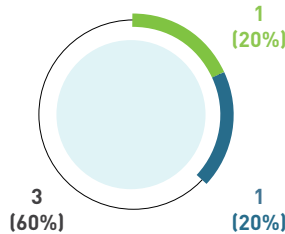
**Dato’ Dr. Freezailah Bin Che Yeom**  
*(resigned on 5 May 2023)*

**Datuk Abdul Malek Bin Abdul Aziz**  
*(resigned on 5 May 2023)*

### Non-INED


**Headir Bin Mahfidz**  
*(resigned on 12 July 2023)*

### COMPOSITION



- Executive Chair
- Executive Director
- Independent Non-Executive Directors

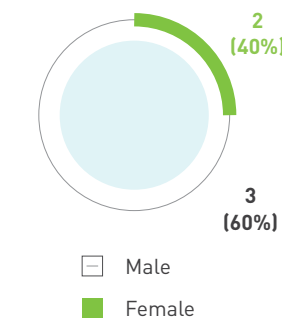
### AGE



### TENURE



### GENDER



### SKILLS AND EXPERIENCE

- Specific Industry Experience and Knowledge
- Financial Acumen (Finance/Accounting/Taxation/IFRS/MFRS)
- Strategic Thinking, Planning and Communication
- Risk Management and Internal Controls
- Corporate Governance
- Corporate Knowledge
- Human Capital Management
- Mergers & Acquisitions and Corporate Global Experience

# CORPORATE GOVERNANCE OVERVIEW STATEMENT

## A BOARD LEADERSHIP AND EFFECTIVENESS

### CHAIR AND GCEO/DCEO

The Chair bears primary responsibility for realising the Group’s strategic vision and leads the Board in collectively overseeing management, whilst the GCEO and/or DCEO hold overall responsibilities for the day-to-day management and business operations of the Group, including the implementation of the Board’s policies and decisions. The clear division of these responsibilities is explicitly outlined in the Company’s Board Charter. This framework ensures effective governance and efficient decision-making processes within the organisation.

### SEPARATION OF POWERS

Prior to 28 February 2024, the roles of Chair and CEO were held by different individuals to ensure a balanced distribution of responsibilities. This intentional division of responsibilities ensures a balance of power and authority within the organisation, preventing any one individual from having unrestricted decision-making powers. By having distinct individuals in these crucial positions, the Company reinforces a system of checks and balances, promoting good governance and reducing the risk of conflicts of interest. This structure fosters a more transparent and accountable decision-making process, ultimately benefiting the Company and its stakeholders.

On 28 February 2024, Dato’ Hamidah Binti Moris became the Executive Chair, enhancing Board efficiency and aligning operations with strategic decisions, while leveraging her sustainability expertise to strengthen the Company’s growth. Following Dato’ Daud Bin Ahmad’s departure as GCEO on 14 May 2024, his responsibilities for overseeing business operations and day-to-day management have been taken over for a finite period by the Executive Chair, Executive Director and DCEO.

### BOARD MEETING ATTENDANCE IN FYE2024

During FYE2024, the Board held a total of sixteen (16) Board Meetings. These meetings were convened to discuss various important matters, including the Company’s quarterly financial results and strategic decisions. The Board actively reviewed the performance and operations of the Group, as well as other pertinent issues that could impact the Company’s business.

To gain deeper insights and clarifications on certain matters, relevant Key Senior Management members were invited to participate in some of the Board Meetings. This facilitated a comprehensive understanding of the subjects under discussion and enabled the Directors to make informed decisions.

The NRC observed that throughout FYE2024, the Directors dedicated sufficient time and effort to attend the Board and/or Board Committee meetings. Their commitment reflects their dedication to fulfilling their roles and responsibilities diligently, contributing to effective corporate governance practices within the Company.

#### Dato’ Hamidah Binti Moris

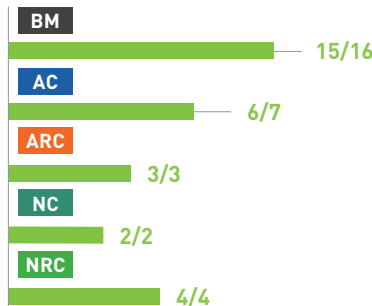
*(Redesignated as EC on 28 February 2024)*

**EC**



#### Datuk Mohd Adzahar Bin Abdul Wahid

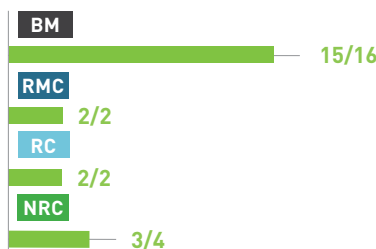
**INED**



#### Muhammad Ashraf Bin Muhammad Amir

*(Redesignated as ED on 28 February 2024)*

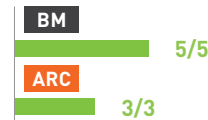
**ED**



#### Dato’ Mohammad Zainal Bin Shaari

*(Appointed as INED on 18 January 2024)*

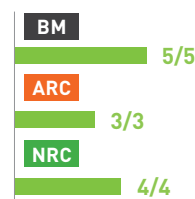
**INED**



#### Norita Binti Ja’afar

*(Appointed as INED on 18 January 2024)*

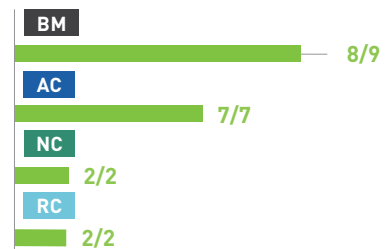
**INED**



#### Norsimah Binti Noordin

*(Resigned as INED on 9 November 2023)*

**INED**







# CORPORATE GOVERNANCE OVERVIEW STATEMENT

The attendance of Directors during the FPE2024 is set out below:

|            |                                       |              |  |
|------------|---------------------------------------|--------------|--|
| <b>BM</b>  | Board Meeting                         | <b>GCEO</b>  | - Group Chief Executive Officer          |
| <b>AC</b>  | Audit Committee                       | <b>NINED</b> | - Non-Independent Non-Executive Director |
| <b>RMC</b> | Risk Management Committee             | <b>INED</b>  | - Independent Non-Executive Director     |
| <b>NC</b>  | Nomination Committee                  | <b>ED</b>    | - Executive Director                     |
| <b>RC</b>  | Remuneration Committee                | <b>EC</b>    | - Executive Chair                        |
| <b>ARC</b> | Audit and Risk Committee              |              |  |
| <b>NRC</b> | Nomination and Remuneration Committee |              |  |

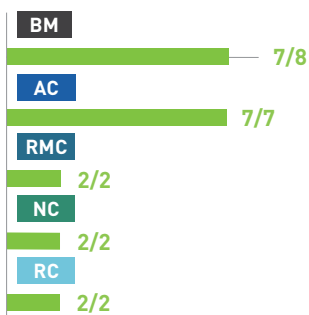
## Dato' Daud Bin Ahmad

**ED**  
(Not re-elected as a Director during the Eighteenth AGM held on 26 October 2023)



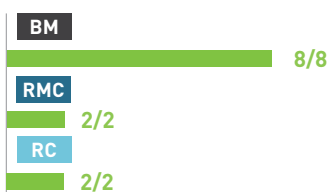
## Datuk Megat Abdul Munir Bin Megat Abdullah Rafaie

(Resigned as INED on 26 October 2023)  
**INED**



## Dato' Ir. Dr. Hasnul Bin Mohamad Salleh

(Retired as INED on 26 October 2023)  
**INED**



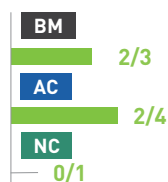
## Tan Sri Razali Bin Ismail

(Resigned as ED on 30 September 2023)  
**ED**




## Headir Bin Mahfidz

(Resigned as NINED on 12 July 2023)  
**NINED**



## Dato' Dr. Freezailah Bin Che Yeom

(Resigned as INED on 5 May 2023)  
**INED**



## Datuk Abdul Malek Bin Abdul Aziz

(Resigned as INED on 5 May 2023)  
**INED**



## COMPANY SECRETARIES

The Company benefits from the expertise of two (2) highly qualified and capable Company Secretaries. Both Company Secretaries possess the necessary qualifications, being Chartered Secretaries as per Section 235(2)(a) of the Companies Act 2016 and are esteemed Fellow members of the Malaysian Association of the Institute of Chartered Secretaries and Administrators ("MAICSA").

These Company Secretaries are engaged externally and belong to Securities Services (Holdings) Sdn. Bhd. Their extensive knowledge and experience gained from public practice contribute significantly to their proficiency in handling company secretarial matters. They are further supported by a dedicated team of company secretarial personnel.

The Company Secretaries fulfilled their duties and responsibilities with utmost diligence. They remain committed to staying up-to-date with company law, the capital market, corporate governance practices and other relevant subjects. Continuous training and monitoring of industry updates ensure they remain well-informed about changes in the regulatory environment.

The Board expresses satisfaction with the performance and support provided by the Company Secretaries in executing their functions and responsibilities. Their expertise and dedication play a crucial role in ensuring the Company adheres to corporate governance standards and complies with regulatory requirements.

## BOARD CHARTER

The Board operates under a comprehensive Board Charter that outlines a formal schedule of matters exclusively reserved for the Board's consideration. This schedule delineates the specific responsibilities of the Board, as well as the dynamics of the Board-Management relationship, including clear limitations on Management's authority. The Board Charter serves as a guiding document, providing clarity to Directors and Management on their respective functions, roles and responsibilities, ensuring effective discharge of their duties.

Within the Board Charter, there are explicit expectations set for Directors concerning their commitment, roles and responsibilities as members of the Board. This framework serves as a guide to help Directors fulfill their obligations effectively.

To ensure transparency and accessibility, the Board Charter is made public and is available on the Company's official website at <https://www.cypark.com>. By making this essential document accessible to stakeholders, the Company demonstrates its commitment to good corporate governance practices and provides valuable insights into the governance framework in place.

# CORPORATE GOVERNANCE OVERVIEW STATEMENT

## A BOARD LEADERSHIP AND EFFECTIVENESS

### DIRECTORS' INDUCTION, TRAINING AND DEVELOPMENT

The Board prioritised the continuous enhancement of Directors' skills and knowledge to maintain the Group's competitiveness. Recognising the importance of keeping up with evolving challenges, the Board assessed the training needs of its members and acknowledged the significance of ongoing education.

To equip its Directors with the requisite skills and knowledge, the Board embraced a forward-looking approach that emphasised continuing education. As a result, each Director attended at least one (1) training programme during FYE2024. The specific training programme and seminar attended by the Directors during this year are as follows:

| Conference/Seminar/Forum/Discussion/Workshop/Training  |
|--|
| Principles Based Sustainable & Responsible Investment Taxonomy   |
| Roundtable Discussion on Sustainability by Maybank Global Banking Legal Team   |
| Rethink Ethics and Governance Issues   |
| INSEAD International Directors Program, Singapore – Module 1   |
| MMM6 Mangrove Macrobenthos and Management Meeting, Columbia  |
| Resolving Boardroom and Shareholders Disputes  |
| Deloitte Malaysia - Board Ready Women Program  |
| Universiti Malaya/Seagrass Biodiversity Site Visit, Johor  |
| INSEAD International Directors Program, Singapore – Module 2   |
| Securities Commission, Kuala Lumpur: OECD-Asia Corporate Governance Roundtable   |
| Climate Governance Malaysia: Chairperson Masterclass Series, Kuala Lumpur - The Business of Biodiversity                   |
| Institute of Corporate Directors Malaysia: How Much Do Boards Get Paid/Balancing the Scales of Remuneration                |
| Institute of Corporate Directors Malaysia: Managing Turnaround Situations for PLCs   |
| Climate Governance Malaysia: Chairperson Masterclass Series, Kuala Lumpur - New Era for Boards' Duties                     |
| UNFCCC Regional Training on Article 6 Paris Agreement  |
| Climate Governance Malaysia: Chairperson Masterclass Series, Kuala Lumpur - Carbon Pricing                                 |
| COP28 UNFCCC, Dubai  |
| DEMPE and intangibles: Controlling transfer pricing risks by KPMG  |
| ICDM Chairman's Masterclass: Driving Sustainability from the Chair   |
| Webinar on MFRS Updates 2023   |
| Importance of Intellectual Property in Business  |
| INSEAD International Directors Program, Singapore – Module 3   |
| Bursa's Amended Listing Requirements on Conflict of Interest   |
| Asia Water Conference, Kuala Lumpur: Challenges and Opportunities in Water Sector Transformation and Implementation of ESG |
| ICDM Are You Measuring Your Sustainability Performance Right?: Targets & Metrics   |
| Legal and Tax Outlook Conference 2024 by RDS   |
| ICDM Board Sustainability Committee Dialogue & Roundtable on Biodiversity Risk 2024  |
| ICDM Board Sustainability Committee Dialogue with Stewardship Asia Centre  |
| MIA International Accountants Conference 2023  |
| IPO Dialogue on Public Listing Responsibilities by Securities Commission Malaysia  |



# CORPORATE GOVERNANCE OVERVIEW STATEMENT

## CODE OF CONDUCT

The Company places great importance on upholding ethical and professional standards in corporate behavior. To achieve this, it has established a comprehensive Code of Conduct and Ethics ("CCE") that applies to all Directors, Management and employees across the Group. The CCE sets forth guidelines for ethical behavior, promoting good corporate governance and individual conduct.

The CCE covers a wide range of areas, including conflict of interest, gift and hospitality, integrity and professionalism, confidentiality, group assets, reporting illegal or non-compliant conduct and compliance with laws and regulations.

In addition, to comply with the Malaysian Anti-Corruption Commission Act, the Company has implemented an Anti-Bribery and Corruption Policy. This policy is designed to prevent corruption and unethical practices within the organisation, ensuring that the Company maintains a high level of integrity in all its dealings.

The Company has also adopted a Conflict of Interest Policy in FYE2024 to identify and manage actual, potential and perceived conflicts of interest. This policy provides guidance on handling conflicts, protecting the Group's interests and ensuring personnel perform their duties with high integrity and ethical standards.

The CCE, Anti-Bribery and Corruption Policy and the Conflict of Interest Policy are made publicly available on the Company's website at <https://www.cypark.com>.

## WHISTLEBLOWING POLICY

The Board has implemented a Whistleblowing Policy to create a safe and confidential platform for whistleblowers to report any observed violations or wrongdoings within the Group. This policy ensures that individuals who come forward with genuine

concerns can do so without fear of facing retaliation, provided they act in good faith when reporting such issues.

The Whistleblowing Policy emphasises the importance of reporting only legitimate concerns through the established channels. Whistleblowers are expected to make reports in good faith, with a reasonable belief that the information and allegations are substantially true. The policy explicitly states that reports should not be made for personal gain or with malicious intent.

The Company takes false and malicious allegations seriously and considers them as a form of gross misconduct. If proven, such actions may lead to dismissal.

## SUSTAINABILITY

Cypark's sustainability efforts are guided by a governance framework that promotes a tone-from-the-top approach. The Board oversees sustainability-related matters, including climate change and environmental impact and incorporates them into its decision-making processes.

In FY2024, the Sustainability Working Group was established to report directly to the Board and ensure the implementation of sustainability initiatives across the organisation. The Board is also supported by a Management Sustainability Committee, which oversees the execution of sustainability strategies.

Regular stakeholder engagement enables the Board to align sustainability goals with evolving needs and members of the Board receive ongoing ESG training to stay current with emerging trends and best practices. Additionally, Board members are evaluated annually on their management of sustainability risks and opportunities.

For more information on the Company's sustainability practices, refer to Sustainability Governance in Cypark's Sustainability Report 2024.



Training for Certified Capital Market Professional in Sustainable and Responsible Investment 1 (CCMP-SRI1) Cohort 1 conducted by SIDC

# CORPORATE GOVERNANCE OVERVIEW STATEMENT

## A BOARD LEADERSHIP AND EFFECTIVENESS

### BOARD COMPOSITION

The Board comprises five (5) members, consisting of two (2) Executive Directors and three (3) NED. This diverse composition ensures unbiased, independent and objective decision-making, promoting balanced leadership within the Group. The presence of INED also facilitates effective checks and balances, safeguarding the interests of minority shareholders and other stakeholders, while upholding high standards of conduct and integrity.

Recognising the advantages of diversity, the Board believes it adds greater depth and breadth to discussions and constructive debates at the Key Senior Management level. As an equal opportunity employer, all appointments to the Board and Key Senior Management positions are based solely on objective criteria, merit, skills and experience, with no consideration given to age, cultural background, or gender.

During FYE2024, the Board welcomed two (2) new INED, namely Dato' Mohammad Zainal Bin Shaari and Norita Binti Ja'afar.

The Board acknowledges the value of diversity, including gender diversity, both in the boardroom and throughout the organisation. Currently, there are two (2) female Directors, representing 40% of the Board, surpassing the 30% benchmark recommended by the MCGG.

The Company adopted a Diversity Policy on 19 June 2024 to foster an inclusive culture that emphasises diverse perspectives and aim to attract and retain top talent from varied backgrounds, which would enable creation of long-term value for stakeholders. The policy covers aspects of diversity including gender, age, ethnicity, experiences, backgrounds, skills and outlook.

### NOMINATION AND REMUNERATION COMMITTEE (NRC) REPORT

The NRC plays a crucial role in overseeing and continuously reviewing the composition of the Board. This includes assessing the Board's size, the mix of skills, experience and core competencies of its members and maintaining a balance between Executive Directors and INED. The NRC also conducts an annual assessment of the overall effectiveness of the Board and its Committees.

In line with best practices outlined in the MCGG, the NRC also monitors the performance and independence of the INED and reviews their tenure annually.

The NRC is chaired by Datuk Mohd Adzahar Bin Abdul Wahid, an INED of the Company, ensuring an objective and impartial evaluation of the Board's composition and nominations.

The Board recognises the significance of ensuring a transparent and merit-based nomination process for appointing Directors. It avoids solely relying on recommendations from existing Directors, Management, or major shareholders when identifying candidates. Instead, the Board trusts that the nomination is based on the merits and qualifications of the candidates. The Board thoroughly reviewed the credentials of Dato' Mohammad Zainal Bin Shaari and Norita Binti Ja'afar, who were recommended after considering referrals and assessing nearly 50 candidates from various sources, including the Institute of Corporate Directors Malaysia. Both Dato' Mohammad Zainal Bin Shaari and Norita Binti Ja'afar are deemed suitable and qualified to serve as Directors.

The performance of retiring Directors recommended for re-election at the forthcoming AGM was assessed through the NRC and the Board's annual evaluation process, which includes considering the independence of INED, as guided by the Directors' Fit and Proper Policy.





# CORPORATE GOVERNANCE OVERVIEW STATEMENT

## ACTIVITIES OF THE NRC

During the FYE2024, the NRC has undertaken the following activities in the discharge of its duties:

|             |   |
|-------------|---|
| <b>i</b>    | reviewed and confirmed the Minutes of the NC, RC and NRC meetings held;   |
| <b>ii</b>   | examined the composition of the Board;  |
| <b>iii</b>  | reviewed the required mix of skills, experience and other qualities of the Board;   |
| <b>iv</b>   | conducted evaluation to assess the effectiveness of the Board as a whole and the Board Committees;                                    |
| <b>v</b>    | reviewed the term of office of the ARC and assessed its effectiveness as a whole;   |
| <b>vi</b>   | reviewed the independence of the INED and assessed their ability to bring independent and objective judgement to Board deliberations; |
| <b>vii</b>  | recommended the re-election of the directors who are to retire by rotation at the Eighteenth AGM; and                                 |
| <b>viii</b> | reviewed the meeting attendance of the Board and Board Committees.  |

## BOARD & DIRECTORS EFFECTIVENESS EVALUATION

During the FYE2024, the Board, through the NRC, has conducted annual assessments to determine the effectiveness of the Board and its Committees, considering the following key areas:

|   |  |                                  |
|---|--|----------------------------------|
| <b>1</b><br>Board Mix and Composition               | <b>2</b><br>Quality of Information and Decision Making | <b>3</b><br>Boardroom Activities |
| <b>4</b><br>Strategy Governance and Monitoring Role | <b>5</b><br>Board's Relationship with the Management   | <b>6</b><br>ESG/ Sustainability  |

Based on the aforesaid evaluations conducted during FYE2024, the NRC and the Board were satisfied with the performance of the Board as a whole and the Board Committees.

## REMUNERATION

The Board has established comprehensive Policies and Procedures to Determine the Remuneration of Directors and Senior Management. This policy outlines the criteria and guidelines used to recommend appropriate remuneration packages for Executive Directors, INED and Key Senior Management personnel within the Company.

This Remuneration Policy is publicly available on the Company's website at <https://www.cypark.com>, allowing stakeholders to access and understand the principles that govern remuneration decisions.

The NRC is responsible for overseeing and implementing the remuneration policy. It comprises of one (1) Executive Director and two (2) INED. The NRC plays a crucial role in ensuring fair and reasonable remuneration practices are applied across the organisation.

For more details regarding the roles and responsibilities of the NRC, stakeholders can refer to the TOR of the NRC, which is also available on the Company's website at <https://www.cypark.com>.

## CORPORATE GOVERNANCE OVERVIEW STATEMENT

**A BOARD LEADERSHIP AND EFFECTIVENESS**

| Name of Director  | Fee<br>RM'000 | Allowance<br>RM'000 | Salary<br>RM'000 | Bonus<br>RM'000 | Other<br>emoluments<br>RM'000 | Benefit-in-<br>kinds<br>RM'000 | Total<br>RM'000 |
|---|---------------|---------------------|------------------|-----------------|-------------------------------|--------------------------------|-----------------|
| Dato' Hamidah<br>Binti Moris                            | 103           | 50                  | 250              | -               | -                             | -                              | 403             |
| Datuk Mohd<br>Adzahar Bin Abdul<br>Wahid                | 90            | -                   | -                | -               | -                             | -                              | 90              |
| Muhammad Ashraf<br>Bin Muhammad<br>Amir                 | 90            | -                   | 190              | -               | -                             | -                              | 280             |
| Dato' Mohammad<br>Zainal Bin Shaari                     | -             | -                   | -                | -               | -                             | -                              | -               |
| Norita Binti Ja'afar                                    | -             | -                   | -                | -               | -                             | -                              | -               |
| Norsimah Binti<br>Noordin                               | 142           | -                   | -                | -               | -                             | -                              | 142             |
| Dato' Ir. Dr. Hasnul<br>Bin Mohamad<br>Salleh           | 131           | -                   | -                | -               | -                             | -                              | 131             |
| Datuk Megat Abdul<br>Munir Bin Megat<br>Abdullah Rafaie | 92            | -                   | -                | -               | -                             | -                              | 92              |
| Dato' Daud Bin<br>Ahmad                                 | -             | 240                 | 2,700            | -               | -                             | -                              | 2,940           |
| Tan Sri Razali Bin<br>Ismail                            | -             | 100                 | 1,250            | -               | -                             | -                              | 1,350           |
| Headir Bin Mahfidz                                      | 41            | -                   | -                | -               | -                             | -                              | 41              |
| Dato' Dr. Freezailah<br>Bin Che Yeom                    | 3             | -                   | -                | -               | -                             | -                              | 3               |
| Datuk Abdul Malek<br>Bin Abdul Aziz                     | 2             | -                   | -                | -               | -                             | -                              | 2               |

The Board has opted not to disclose on a named basis the remuneration in the bands of RM50,000 for the top five (5) senior management for the best interest of the Group and also by virtue that the information is subject to the Personal Data Protection Act 2010, that requires written consent from the respective Key Senior Management personnel for disclosure of their personal data to the public at large. The Board also took into consideration the sensitivity, security and issue of staff morale. Alternatively, the Group disclosed the top eight (8) senior management's remuneration on an aggregate basis as follows:

|                  | RM'000 |
|------------------|--------|
| Salary           | 5,686  |
| Allowance        | 495    |
| Bonus            | 100    |
| Benefits         | -      |
| Other Emoluments | -      |



# CORPORATE GOVERNANCE OVERVIEW STATEMENT

## B EFFECTIVE AUDIT AND RISK MANAGEMENT

### AUDIT COMMITTEE

The ARC is chaired by Dato' Mohammad Zainal Bin Shaari, an INED, while the Chair of the Board is Dato' Hamidah Binti Moris, the Executive Chair. This arrangement ensures the objectivity of the Board's review of the ARC's findings and recommendations.

The ARC has established procedures to continuously monitor and conduct an annual assessment of the suitability, objectivity and independence of external auditors. They make subsequent recommendations to the Board regarding the appointment, re-appointment, or termination of external auditors, adhering to their TOR.

The ARC is composed entirely of INED, ensuring impartiality and independence in its deliberations.

The Board ensures that all members of the ARC possess financial literacy and a sufficient understanding of the Group's business and matters under the committee's purview, including the financial reporting process. The ARC has reviewed and provided advice on the financial statements, confirming that they present a true and fair view of the Company's financial position and performance. Additionally, all members of the ARC engage in continuous professional development to stay abreast of relevant developments in accounting and auditing standards, practices and rules, as required. This commitment to ongoing education ensures the ARC's capability to effectively fulfill its responsibilities.



### RISK MANAGEMENT AND INTERNAL CONTROL FRAMEWORK

The Board, through the ARC, maintains oversight of risks and internal control within the organisation. The ARC utilises an 'Enterprise Risk Management Continued Risk Identification Monitoring and Reporting to Risk Committee/Board' report, which provides a comprehensive overview of the current status, actions taken and conclusions regarding key risks identified every quarter.

During FYE2024, the internal audit function was outsourced to Crowe Governance Sdn. Bhd., a professional service firm. The outsourced Internal Auditors report directly to the ARC, providing reasonable assurance regarding the adequacy of the internal audit function's scope, functions and resources.

The internal audit function operates independently, conducting assessments with impartiality, proficiency and due professional care. Their reviews encompass an unbiased evaluation of the Company's compliance with internal controls and they make recommendations for further improvements.

The ARC reviewed and assessed the adequacy of the outsourced Internal Auditors' scope, functions, competency and resources, confirming their authority to perform their duties effectively.

Mr. Amos Law, a Certified Internal Auditor ("CIA"), Chartered Member of the Malaysian Institute of Internal Audit ("CMIIA"), Accredited Internal Quality Assessor/Validator ("IIA") and holds a Certification in Risk Management Assurance ("CRMA"), led the outsourced internal audit function. Crowe Governance Sdn. Bhd. deployed a team of 3 personnel to conduct internal audit works during FYE2024.

To ensure objectivity and independence, all internal audit personnel are free from any relationships or conflicts of interest. They adhere to the International Professional Practices Framework issued by the Institute of Internal Auditors Malaysia while performing their internal audit function.

As part of good corporate governance practices, Crowe Governance Sdn. Bhd., the outsourced Internal Auditor of the Company since 2011, resigned upon completing its internal audit cycle for FYE2024. Subsequently, KPMG Management & Risk Consulting Sdn. Bhd. was appointed to independently assess the Company's system of internal controls established by the Management.

# CORPORATE GOVERNANCE OVERVIEW STATEMENT

## C INTEGRITY IN CORPORATE REPORTING AND MEANINGFUL RELATIONSHIP WITH STAKEHOLDERS

The Board recognises the need for transparency and accountability to the Company's shareholders and regular communication with its shareholders, stakeholders and investors on the performance and major developments in the Company.

The Board ensures that there is effective, transparent and regular communication with its stakeholders through a variety of communication channels as follows:

### ANNOUNCEMENTS TO BURSA SECURITIES

Material information, updates and periodic financial reports are published on a timely basis through announcements to Bursa Securities.

Shareholders and investors can obtain the Company's latest announcements such as quarterly financial results in the dedicated website of Bursa Securities or at the Company's website at <https://www.cypark.com>.

### ANNUAL REPORTS

The Company's annual reports to the shareholders remain the central means of communicating to the shareholders, amongst others, the Company's operations, activities and performance for the past financial year end as well as the status of compliance with applicable rules and regulations.

### AGM/GENERAL MEETINGS

The AGM/general meetings are used as the main forum of dialogue for shareholders to seek and clarify any issues pertaining to the Company.

### CORPORATE WEBSITE

The Company's corporate website provides a myriad of relevant information on the Company and is accessible by the public.

### INVESTOR RELATIONS

Shareholders and other interested parties are welcome to contact the Company should they have any comments, questions or concerns, through various communication channels, including written correspondence, telephone, or email using the following contact details:

**Address:** Suite 27-01, Level 27 of Integra Tower, The Intermark, 348 Jalan Tun Razak, 50400 Kuala Lumpur, Wilayah Persekutuan.

**Phone No.:** +603 2181 1192 (Primary)  
+603 3003 3669 (Secondary)

**Email:** [info@cypark.com](mailto:info@cypark.com) (General Enquiry)  
[ir.dept@cypark.com](mailto:ir.dept@cypark.com) (Investor Relations)

The above details can also be found in the "Contact Us" section in the Company's corporate website at <https://www.cypark.com/contact-us.html>.

The Company is not categorised as a "Large Company" and hence, has not adopted integrated reporting based on a globally recognised framework.

### CONDUCT OF GENERAL MEETINGS

The Company ensured that shareholders were given ample time to review and consider the matters to be discussed and decided at the Eighteenth AGM. The Notice of the Eighteenth AGM was provided at least twenty-eight (28) days prior to the meeting date and was also published in a major local newspaper, enhancing transparency and providing shareholders with sufficient notice.

The Notice of Eighteenth AGM was accompanied by detailed explanations for each proposed resolution, enabling shareholders to make informed decisions when exercising their voting rights.

All Directors of the Company attended the Eighteenth AGM, which was held on 26 October 2023, in a virtual format. The virtual meeting allowed for proactive engagement with shareholders. In compliance with the MCCG, all Directors will make efforts to attend future general meetings and the Chairs of the ARC and NRC will provide meaningful responses to questions addressed to them.

During the virtual Eighteenth AGM, the Company utilised technology to facilitate remote shareholder participation and electronic voting through the Securities Services e-Portal ("SSeP") platform. Detailed registration and voting procedures were provided to shareholders through an administrative guide, both to assist in their participation using the online platform and to encourage their involvement. The Chair of the Board ensured that shareholders and proxies were given ample opportunities to raise questions related to the Company's affairs and sufficient responses were provided.

Relevant questions submitted by shareholders, proxies and corporate representatives prior to and during the meetings through SSeP were made visible during the meeting and were read out and addressed during a dedicated question-and-answer session. This allowed for meaningful interaction between Directors and shareholders/proxies/corporate representatives.

The Minutes of the Eighteenth AGM of the Company were uploaded to the corporate website within thirty (30) business days from the date of the AGM, enhancing transparency and accessibility for stakeholders. The Minutes can be accessed at <https://www.cypark.com>.

The Corporate Governance Overview Statement and the Corporate Governance Report are made in accordance with a resolution of the Board of Directors passed on 16 August 2024.



# AUDIT & RISK COMMITTEE REPORT

Effective 18 January 2024, the Board of Directors resolved to merge the Audit Committee (“AC”) and the Risk Management Committee (“RMC”) into a single committee known as the Audit & Risk Committee (“ARC”) to streamline Board operations, enhance overall efficiency and align with the current 5-member Board structure.

The primary objective of the ARC is to assist the Board of Directors in fulfilling its fiduciary responsibilities relating to corporate governance, system of internal controls, risk management processes & management and financial reporting practices of the Group. The ARC also plays a critical role in promoting transparency, accountability and sound governance practices within the Company, ultimately contributing to its long-term success and sustainability.

The authority, duties and functions of the ARC are outlined in the Terms of Reference (“TOR”). The ARC conducts periodic reviews and updates of the TOR to maintain its relevance in response to regulatory adjustments and changes in the Company’s direction and strategies. The TOR is accessible to the public on the Company’s website at [https://cypark.listedcompany.com/corporate\\_governance.html](https://cypark.listedcompany.com/corporate_governance.html).

The ARC is pleased to present its report for the financial year ended 30 April 2024 in compliance with Paragraph 15.15(1) of the Main Market Listing Requirements of Bursa Malaysia Securities Berhad (“MMLR”).

## Composition of the ARC

The ARC comprises the following three (3) members, who are all Independent Non-Executive Directors:

|                                     |  |
|-------------------------------------|--|
| Dato’ Mohammad Zainal Bin Shaari*   | Chairman, Independent Non-Executive Director |
| Datuk Mohd Adzahar Bin Abdul Wahid* | Member, Independent Non-Executive Director   |
| Norita Binti Ja’afar                | Member, Independent Non-Executive Director   |

\* Dato’ Mohammad Zainal Bin Shaari and Datuk Mohd Adzahar Bin Abdul Wahid are members of Malaysian Institute of Accountants.

The ARC meets the requirements of Paragraph 15.09 and Paragraph 15.10 of the MMLR as well as Practice 9.1 and Step Up Practice 9.4 of the Malaysian Code on Corporate Governance.

## Number of ARC Meetings and Details of Attendance

During the financial year ended 30 April 2024, the ARC held a total of ten (10) meetings, including those conducted by the AC prior to the merging of the Board Committees. The details of the attendance of each ARC member as well as AC member, are as follows:

| ARC Members   | Meeting Attendance |             |
|---|--------------------|-------------|
|   | AC Meeting         | ARC Meeting |
| Dato’ Mohammad Zainal Bin Shaari<br><i>(appointed as ARC Chair on 18 January 2024)</i>              | -                  | 3/3         |
| Datuk Mohd Adzahar Bin Abdul Wahid<br><i>(appointed as ARC member on 18 January 2024)</i>           | 6/7                | 3/3         |
| Norita Binti Ja’afar<br><i>(appointed as ARC member on 18 January 2024)</i>                         | -                  | 3/3         |
| Norsimah Binti Noordin<br><i>(ceased as AC member on 9 November 2023)</i>                           | 7/7                | -           |
| Datuk Megat Abdul Munir Bin Megat Abdullah Rafaie<br><i>(ceased as AC Chair on 26 October 2023)</i> | 7/7                | -           |



# AUDIT & RISK COMMITTEE REPORT

## Summary of Work of the ARC

During the financial year ended 30 April 2024, the ARC, together with its predecessor AC, carried out the following work in accordance with its terms of reference to meet its responsibilities:

- a. reviewed the unaudited quarterly reports on the consolidated results of the Group for all the relevant financial quarters prior to recommending the same for the Board's approval;
- b. inquired management on the relevant business, financial and tax-related updates, including management's plans and strategies;
- c. reviewed and monitored all conflict of interest situations within the Group including any transaction, procedure or course of conduct that raises questions of integrity and the measures taken to resolve, eliminate, or mitigate such conflicts;
- d. where relevant, reviewed the recurrent related party transactions of a revenue or trading nature of the Group for all the relevant financial quarters;
- e. reviewed the audited financial statements of the Group for the financial period ended 30 April 2023 prior to recommending the same for the Board's approval, taking into consideration also:
  - i. changes in or implementation of any major accounting policies and practices;
  - ii. significant matters highlighted, including financial reporting issues, significant judgements made by management, significant and unusual events or transactions and how these matters are addressed;
  - iii. significant adjustments arising from the audit;
  - iv. compliance with accounting standards and regulatory, governance and other legal requirements; and
  - v. major issues raised by the external auditors, the going concern assumptions, issues, problems and reservations arising from the interim and final external audits;
- f. reviewed and discussed with the external auditors, the applicability and the impact of applicable new accounting standards;
- g. reviewed the external audit reports and assessed the auditor's findings and management's responses thereto in respect of the audit for the financial period ended 30 April 2023;
- h. met with external auditors without the presence of the Executive Board members and Management to enquire on significant findings, fraud consideration, if any and level of management cooperation level;
- i. reviewed and discussed the scope of work and audit plan in respect of the audit for the financial year ended 30 April 2024;
- j. reviewed the suitability, objectivity and independence of the external auditors of the Company for recommendation to the shareholders for approval at the Eighteenth Annual General Meeting held on 26 October 2023;
- k. reviewed the internal audit reports and steps taken by management in response to the findings;
- l. assessed the adequacy of the scope, functions, competency and resources of the outsourced internal auditors and that they have the necessary authority to carry out their work;
- m. assessed the performance of the internal auditors;
- n. reviewed and considered the appointment of KPMG Management & Risk Consulting Sdn Bhd as the new internal auditors and recommended the same to the Board for approval;



## AUDIT & RISK COMMITTEE REPORT

- o. reviewed and evaluated with the external and internal auditors, the adequacy of the internal control and risk management systems of the Group;
- p. reviewed the AC Report and Statement on Risk Management & Internal Control for inclusion in the Company's 2023 Annual Report; and
- q. reviewed the risk profile of the Company and actions undertaken by Management to mitigate the business risks.

### **Summary of Work of the Internal Audit Function**

The ARC places great emphasis on having an internal audit function within the Group and had outsourced its internal audit function to a professional service firm to assist the Board and the ARC in providing independent assessment of the adequacy, efficiency and effectiveness of the Group's internal control systems. The costs incurred for maintaining the outsourced internal audit function for the financial year ended 30 April 2024 amounted to RM28,600.

A summary of the work of the internal audit function for the financial year ended 30 April 2024 is as follows:

- a. conducted an internal control review on the Project Management cycle for Solid Waste Modular Advanced Recovery and Treatment Systems Waste Management Solutions (incorporating Waste-to-Energy Systems) located at Ladang Tanah Merah, Negeri Sembilan, Large Scale Solar Photovoltaic Plant located at Merchang, Terengganu and Large Scale Floating Solar Plant located at Tasik Danau Tok Uban, Pasir Mas, Kelantan.
- b. presented the internal audit findings and action plans to be taken by Management to the ARC.

# STATEMENT ON RISK MANAGEMENT AND INTERNAL CONTROL

## INTRODUCTION

The Board of Directors (the “Board”) of Cypark Resources Berhad (the “Company” or “CRB”) is pleased to present its Statement on Risk Management and Internal Control which has been prepared pursuant to Paragraph 15.26(b) of Main Market Listing Requirements (“MMLR”) of Bursa Malaysia Securities Berhad (“Bursa Securities”) and guided by the Statement on Risk Management and Internal Control: Guidelines for Directors of Listed Issuers (the “Guidelines”).

## BOARD RESPONSIBILITY

The Board recognises the importance of sound risk management practices and internal controls to protect and enhance shareholder value and the assets of the Company and its subsidiaries (the “Group”). The Board acknowledges its responsibility and is committed to maintaining the Company’s risk management and system of internal control as well as reviewing their adequacy, integrity and effectiveness.

However, due to inherent limitations of any system of internal control and risk management, it should be noted that such system is designed to manage and mitigate rather than eliminate the risks that may impact the achievement of the Company’s business objectives. Therefore, the system of internal control could only provide reasonable but not absolute assurance against material misstatement or loss.

During the financial year under review, the Board has been assisted by the Risk Management Committee and subsequently, the Audit and Risk Committee (“ARC”) (which was established following the merger of the Audit Committee and Risk Management Committee (“RMC”) on 18 January 2024). Together with the Internal Auditors and Management, these bodies work to identify, approve, and implement policies and procedures related to risk management and internal control. The ARC is specifically responsible for overseeing matters related to risk management and internal control.

## RISK MANAGEMENT FRAMEWORK AND KEY FEATURES OF INTERNAL CONTROL SYSTEM

Risk management is deeply embedded in the Company’s management system, as the Board firmly believes that effective risk management is critical for the Company’s sustainability and the enhancement of shareholder value. The Corporate Risk Register is continuously updated by key management and heads of department to manage identified risks within defined parameters and standards.

Apart from periodic management meetings, the ARC had held five (5) meetings, including those conducted by the RMC prior to the merging of the Board Committees, in the financial year ended 30 April 2024 to discuss key risks and the relevant mitigating controls on a quarterly basis. Risks are prioritised based on their likelihood and impact on the Company’s business objectives.

The risk management framework described above serves as an ongoing process designed to identify, evaluate and manage potential significant risks faced by the Company.

## THE KEY ELEMENTS OF THE GROUP’S INTERNAL CONTROL SYSTEM INCLUDE:

- a. A clear and well-defined organisational structure taking into account the business and operational requirements of the core businesses of the Group which limits the respective levels of authority, accountability and responsibility of job functions and specifications;
- b. Documentation of standard operating procedures and ensuring that internal policies, processes and procedures are drawn-up, reviewed and revised as and when required and necessary;
- c. Regular operational and financial reporting to the Senior Management and/or the Board, highlighting their progress and variances from budgets. The ARC and the Board review quarterly operational as well as financial results and reports;
- d. Group Management meetings are held regularly when necessary to raise issues, discuss, review and monitor the business development, resolve operational and management issues, and review financial performances against the business plans, targets and budgets, if any, for each operating unit. Additionally, regular visits by the Senior Personnel or Management team to each operating unit are conducted as and when necessary;



## STATEMENT ON RISK MANAGEMENT AND INTERNAL CONTROL

- e. Board and ARC Meetings are scheduled regularly at least four (4) times in a year and the respective meeting papers are distributed on a timely basis to enable members to have access to all relevant information for reviews and queries to be raised;
- f. ARC reviews the quarterly financial results and yearly Audited Financial Statements prior to the approval of the Board;
- g. Management ensures that safety regulations within the Group are being considered, implemented and adhered to accordingly;
- h. Staff training and development programs are regularly provided to equip staff with the appropriate knowledge and skills to enable them to carry out their job functions productively and effectively;
- i. Major assets are insured to ensure that the Group's assets are sufficiently covered against mishap that may result in material losses to the Group;
- j. Regular visits to the project sites by the Senior Management;
- k. Active involvement of the Executive Directors of the Group in its daily operations;
- l. Established procedures for strategic planning and operations;
- m. Periodic audits by external parties to ensure compliance with the terms and conditions of the ISO 9001: 2015 certification; and
- n. Related party transactions are disclosed, reviewed and monitored by the Board on a periodic basis.

### INTERNAL AUDIT FUNCTION

The Group's internal audit function is outsourced to external consultants to assist the Board and the ARC in providing an independent assessment on the adequacy, efficiency and effectiveness of the Group's internal control system. The internal audit function reports independently to the ARC to preserve its objectivity.

During the financial year ended 30 April 2024, the internal audit function has conducted one (1) internal audit review on the specific business process in accordance with the

risk-based internal audit plan approved by the ARC. The results of the internal audit review and where applicable, recommendations for improvement, were presented at scheduled ARC meetings. Based on the internal audit review conducted, none of the gaps noted have, in all material aspect, raises any material losses, contingencies or uncertainties that would require separate disclosure in this Annual Report.

### REVIEW OF THE STATEMENT BY EXTERNAL AUDITORS

As required by paragraph 15.23 of MMLR of Bursa Securities, the external auditors have reviewed this statement for inclusion in the Annual Report of the Company for the financial year ended 30 April 2024 and have reported to the Board that nothing has come to their attention that cause them to believe that this Statement is inconsistent with their understanding of the process that the Board has adopted in the review of the adequacy and integrity of the systems of internal control of the Group.

Audit and Assurance Practice Guide ("AAPG") 3, Guidance for Auditors on Engagement to Report on the Statement on Risk Management and Internal Control included in the Annual Report issued by the Malaysian Institute of Accountants, does not require the external auditors to consider whether this Statement covers all risks and controls, or to form an opinion on the effectiveness of the Group's risk and control procedures.

### BOARD ASSESSMENT

The Board is of the view that the Company's overall risk management and internal control system is operating adequately and effectively, in all material aspects, and has received the same assurance from both the Executive Chair and Executive Director of the Company.

The Board confirms that the risk management process in identifying, evaluating and managing significant risks faced by the Company has been in place throughout the financial year ended 30 April 2024 up to the date of approval of this statement.

This statement is made in accordance with a resolution of the Board of Directors passed on 16 August 2024.

## ADDITIONAL COMPLIANCE INFORMATION

### Audit and Non-Audit Fees

For the financial year ended 30 April 2024, the amount of audit fees paid or payable by the Company and the Group to the external auditors are as follows:

|                | Company<br>RM'000 | Group<br>RM'000 |
|----------------|-------------------|-----------------|
| Audit fees     | 184               | 516             |
| Non-audit fees | -                 | -               |

### Material Contracts Involving Directors' and Major Shareholders' Interests

There were no existing material contracts of the Company and its subsidiaries involving the interests of the Directors or major shareholders, either still subsisting at the end of the financial year ended 30 April 2024 or entered into since the end of the previous financial period ended 30 April 2023.

### Material Properties

The Company and its subsidiaries presently do not own any properties.

### Recurrent Related Party Transactions ("RRPTs")

There is no RRPT of a revenue or trading nature involving the Directors and/or substantial shareholders of the Company during the financial year ended 30 April 2024.

### Employees' Share Option Scheme ("ESOS")

The Group has one (1) ESOS in existence during the financial year ended 30 April 2024 and the said ESOS is governed by the By-Laws approved by the shareholders during the Tenth (10<sup>th</sup>) Annual General Meeting held on 21 April 2015. The said ESOS was extended for a further period from 19 October 2021 to 30 June 2022. On 30 June 2022, upon the recommendation of Option Committee, the Company announced that the duration of the ESOS scheme be extended further for a period from 1 July 2022 to 30 June 2024.

On 28 December 2022, a total of 49,894,000 ESOS options ("2022 Options") under the ESOS scheme was offered to the eligible directors and employees at RM0.38 and were fully accepted by them on 31 January 2023.

The information in relation to the ESOS as at 30 April 2024 is as follows:

|  | Total<br>Number | Aggregate for<br>Directors* |
|--|-----------------|-----------------------------|
| Granted  | 121,853,500     | 76,000,000                  |
| Exercised  | (88,148,500)    | (52,250,000)                |
| Expired/Lapsed   | (33,705,000)    | (23,750,000)                |
| <b>Total options or shares outstanding as at 30 April 2024</b> | -               | -                           |

*Includes the Group Chief Executive Officer, who was also a Director of the Company from 1 May 2023 to 26 October 2023.*





## ADDITIONAL COMPLIANCE INFORMATION

|   | During the financial year | Since commencement up to 30 April 2024 |
|---|---------------------------|--|
| <b>Granted to Directors and Senior Management</b> |                           |  |
| Aggregate maximum allocation in percentage        | N/A                       | N/A                                    |
| Actual percentage granted                         | N/A                       | 86.8%                                  |

There were no new options granted pursuant to ESOS during the financial year ended 30 April 2024 to the Non-Executive Directors.

### Perpetual Sukuk Musharakah

During the financial year ended 30 April 2024, Cypark Renewable Energy Sdn. Bhd. ("CRE"), a wholly-owned subsidiary of the Company had on 12 September 2023 and 26 September 2023 issued Tranche 2 and Tranche 3 of unrated Perpetual Islamic Notes amounting to RM100.0 million and RM165.0 million under the Perpetual Islamic Notes Programme of up to RM500.00 million in nominal value based on the Shariah Principle of Musharakah ("Perpetual Sukuk Musharakah").

As at 30 April 2024, the subsidiary had issued a total of RM500.0 million nominal value of unrated Perpetual Sukuk Musharakah. The proceeds raised from the issuance of Perpetual Sukuk Musharakah are being utilised to refinance the existing financing/ borrowings and to defray fees, cost and expenses in relation to the issuance of Perpetual Sukuk Musharakah and the establishment of Perpetual Sukuk Musharakah Programme. The balance of the proceed of the issuance of Perpetual Sukuk Musharakah will be utilised for the working capital and the capital expenditure on the on-going engineering, procurement, construction and commissioning ("EPCC") contracts for the solar projects.

## STATEMENT OF DIRECTORS' RESPONSIBILITIES

Cypark Resources Berhad is required under Paragraph 15.26(a) of the Main Market Listing Requirements of Bursa Malaysia Securities Berhad to ensure that its Board of Directors make a statement explaining the Board of Directors' responsibility for preparing the annual audited financial statements.

The Group's consolidated annual audited financial statements for the financial year ended 30 April 2024 are drawn up in accordance with the applicable approved accounting standards in Malaysia and the Companies Act 2016 ("CA 2016") to give a true and fair view of the affairs of the Company and its Group. The Statement by the Directors pursuant to Section 251(2) of the CA 2016 is set out in the section headed "Statement by Directors" of the Directors' Report enclosed with the Group's consolidated annual audited financial statements for the financial year ended 30 April 2024.

In order to ensure that the financial statements are properly drawn up, the Board has taken the following measures:

- i. ensure the adoption and consistent application of appropriate, adequate and approved accounting standards and policies;
- ii. where applicable, judgments and estimates are made on a reasonable and prudent basis; and
- iii. upon due inquiry into the state of affairs of the Company, there are no material matters that may affect the ability of the Company to continue in business on a going concern basis.

The Board has ensured that the quarterly reports and annual audited financial statements of the Group are released to Bursa Malaysia Securities Berhad in a timely manner in order to keep our investing public informed of the Group's latest performance and developments.

Additionally, the Board has ensured that the Company maintains accounting records that disclose with reasonable accuracy the financial position of the Company, which enable the Board to ensure the financial statements comply with the CA 2016.

The Board has also taken all reasonably available steps to safeguard the assets of the Company and to prevent and detect fraud and other irregularities.

This Statement has been approved by the Board on 16 August 2024.

# FINANCIAL PERFORMANCE

## FINANCIAL PERFORMANCE

|   |    |                                   |     |
|---|----|-----------------------------------|-----|
| Directors' Report   | 54 | Notes to The Financial Statements | 72  |
| Statements of Financial Position                            | 59 | Statement by Directors            | 167 |
| Statements of Profit or Loss And Other Comprehensive Income | 61 | Statutory Declaration             | 167 |
| Statements of Changes In Equity                             | 62 | Independent Auditors' Report      | 168 |
| Statements of Cash Flows                                    | 67 |                                   |     |

## DIRECTORS' REPORT

The Directors hereby submit their report together with the audited financial statements of the Group and of the Company for the financial year ended 30 April 2024.

### PRINCIPAL ACTIVITIES

The principal activities of the Company are investment holding, environmental engineering, landscaping and infrastructure, maintenance, renewable energy and the provision of management services. The subsidiaries are principally engaged in the businesses of renewable energy, construction and engineering, green technology and environmental services, waste management and waste-to-energy ("WTE"), investment holding and the provision of management services. The principal activities of its subsidiaries are disclosed in Note 8 to the financial statements.

There have been no significant changes in the nature of these activities during the financial year.

### FINANCIAL RESULTS

|   | Group<br>RM'000 | Company<br>RM'000 |
|---|-----------------|-------------------|
| Loss for the financial year, net of tax | (87,870)        | (46,216)          |
| (Loss)/profit attributable to:          |                 |                   |
| Owners of the Company                   | (88,507)        | (46,216)          |
| Non-controlling interests               | 637             | -                 |
|   | (87,870)        | (46,216)          |

### DIVIDENDS

Further to the approval of Dividend Reinvestment Scheme ("DRS") at the Tenth Annual General Meeting of the Company held on 21 April 2015, the shareholders had approved the renewal of authority for the issuance and allotment of new ordinary shares in the Company ("Cypark Resources Berhad ("CRB") Shares") for the purpose of DRS at the Eighteenth Annual General Meeting of the Company held on 26 October 2023.

The DRS provides an option to the shareholders to reinvest either all or a portion of the declared dividends in new shares in lieu of receiving cash. Shareholders who elect not to participate in the option to reinvest will receive the entire dividend in cash.

No dividend has been paid or declared by the Company since the end of the previous financial year.

The Directors do not recommend the payment of any dividend for the financial year ended 30 April 2024.

### RESERVES AND PROVISIONS

All material transfers to or from reserves or provisions during the financial year have been disclosed in the financial statements.



## DIRECTORS' REPORT

### ISSUE OF SHARES AND DEBENTURES

During the financial year, the Company increased its total number of issued and paid-up share capital from 782,167,635 ordinary shares amounting to RM585,597,276 to 822,827,635 ordinary shares amounting to RM602,133,698, by way of:

- (a) issuance of 2,000,000 new ordinary shares at an exercise price of RM0.38 per ordinary share pursuant to the exercise of options under the Employees' Share Option Scheme ("ESOS") on 26 July 2023;
- (b) issuance of 560,000 new ordinary shares at an exercise price of RM0.38 per ordinary share pursuant to the exercise of options under the Employees' Share Option Scheme ("ESOS") on 2 August 2023;
- (c) issuance of 1,200,000 new ordinary shares at an exercise price of RM0.38 per ordinary share pursuant to the exercise of options under the Employees' Share Option Scheme ("ESOS") on 15 September 2023;
- (d) issuance of 12,000,000 new ordinary shares at an exercise price of RM0.38 per ordinary share pursuant to the exercise of options under the Employees' Share Option Scheme ("ESOS") on 22 September 2023;
- (e) issuance of 1,400,000 new ordinary shares at an exercise price of RM0.38 per ordinary share pursuant to the exercise of options under the Employees' Share Option Scheme ("ESOS") on 4 October 2023;
- (f) issuance of 18,000,000 new ordinary shares at an exercise price of RM0.38 per ordinary share pursuant to the exercise of options under the Employees' Share Option Scheme ("ESOS") on 3 November 2023; and
- (g) issuance of 5,500,000 new ordinary shares at an exercise price of RM0.38 per ordinary share pursuant to the exercise of options under the Employees' Share Option Scheme ("ESOS") on 8 November 2023.

The new ordinary shares issued rank pari passu in all respects with the existing ordinary shares of the Company.

There were no issue of debentures by the Company during the financial year.

### EMPLOYEES' SHARE OPTION SCHEME ("ESOS")

No options were granted to any person to take up the unissued shares of the Company during the financial year other than issue of options pursuant to ESOS of the Company.

The Company's ESOS is governed by the By-Laws which was approved by the shareholders at the Tenth Annual General Meeting held on 21 April 2015. The ESOS was first implemented on 19 October 2015 and was in force for a period of 5 years from the date of implementation. On 9 October 2020, the Company announced that the ESOS had been extended for a further period of 1 year from 19 October 2020 and would expire on 18 October 2021. On 9 July 2021, the Company announced that the 2020 and 2021 Options had been further extended from 19 October 2021 and would expire on 30 June 2022. The unexercised 2020 and 2021 Options had lapsed on 30 June 2022.

On 30 June 2022, upon the recommendation of Option Committee, the Company announced that the duration of the ESOS scheme will be extended for a period from 1 July 2022 to 30 June 2024. On 28 December 2022, a total of 49,894,000 ESOS options ("2022 Options") under the ESOS scheme were offered to eligible Directors and employees at RM0.38 each.

In the previous financial period, 9,059,000 2022 Options were exercised.



## DIRECTORS' REPORT

### EMPLOYEES' SHARE OPTION SCHEME ("ESOS") (CONTINUED)

Movements of the Company's ESOS during the financial year are as follows:

|              | Number of options over ordinary shares |              |           |                  | Expiry date  |
|--------------|--|--------------|-----------|------------------|--------------|
|              | At<br>1.5.2023                         | Exercised    | Forfeited | At<br>30.04.2024 |              |
| 2022 Options | 40,835,000                             | (40,660,000) | (175,000) | -                | 30 June 2024 |

Details on the exercise price, exercise period, basis upon which the share options may be exercised and other information about the ESOS of the Company are set out in Note 17 to the financial statements.

### DIRECTORS

The Directors in office during the financial year and during the period from the end of the financial year to the date of this report are:

|   |  |
|---|--|
| Dato' Hamidah Binti Moris                         |  |
| Datuk Mohd Adzahar Bin Abdul Wahid                |  |
| Muhammad Ashraf Bin Muhammad Amir                 |  |
| Dato' Mohammad Zainal Bin Shaari                  | (Appointed on 18.1.2024)   |
| Norita Binti Ja'afar                              | (Appointed on 18.1.2024)   |
| Dato' Dr. Freezailah Bin Che Yeom                 | (Resigned on 5.5.2023)   |
| Datuk Abdul Malek Bin Abdul Aziz                  | (Resigned on 5.5.2023)   |
| Headir Bin Mahfidz                                | (Resigned on 12.7.2023)  |
| Tan Sri Razali Bin Ismail                         | (Resigned on 30.9.2023)  |
| Dato' Daud Bin Ahmad                              | (Not re-elected as a Director at the Eighteenth Annual General Meeting held on 26.10.2023) |
| Dato' Ir. Dr. Hasnul Bin Mohamad Salleh           | (Retired on 26.10.2023)  |
| Datuk Megat Abdul Munir Bin Megat Abdullah Rafaie | (Resigned on 26.10.2023)   |
| Norsimah Binti Noordin                            | (Resigned on 9.11.2023)  |

The names of the directors of the Company's subsidiaries in office during the financial year and during the period from the end of the financial year to the date of this report are:

|   |                           |
|---|---------------------------|
| Datuk Mohd Adzahar Bin Abdul Wahid                |                           |
| Dato' Ahmad Pharmacy Bin Abd Rahman               |                           |
| Rahimi Bin Razali @ Ghazali                       |                           |
| Haji Darus @ Idrus Bin Omar                       |                           |
| Datuk Abdul Talib Md Zin                          |                           |
| Mahadzir Bin Hashim                               |                           |
| Azhim Hadi Bin Ahmad                              |                           |
| Hasnoel Bin Ramly                                 |                           |
| Khairil Effendi Bin Kassim                        |                           |
| Ahmad Alauddeen Bin Mostafa Agib Mostafa El Nahta | (Appointed on 28.11.2023) |
| Lindayani Binti Tajudin                           | (Appointed on 30.9.2023)  |
| Muhamad Faris Bin Muhamad Fasri                   | (Appointed on 20.6.2024)  |
| Asfazian Bin Che Ramli                            | (Appointed on 22.7.2024)  |
| Tan Sri Razali Bin Ismail                         | (Resigned on 30.9.2023)   |
| Abdul Khalil Bin Wahab                            | (Deceased on 17.4.2024)   |
| Dato' Daud Bin Ahmad                              | (Resigned on 20.6.2024)   |



## DIRECTORS' REPORT

### DIRECTORS' INTERESTS

None of the Directors in office at the end of the financial year held any interest in the shares of the Company or its related corporations during the financial year.

### DIRECTORS' BENEFITS

Since the end of the previous financial period, no Director of the Company has received or become entitled to receive any benefit (other than benefits included in the aggregate amount of emoluments received or due and receivable, by the Directors as disclosed in Note 27 to the financial statements) by reason of a contract made by the Company or a related corporation with the Director or with a firm of which the Director is a member, or with a company in which the Director has a substantial financial interest, except as disclosed in Note 32 to the financial statements.

Neither during nor at the end of the financial year was the Company a party to any arrangement whose object was to enable the Directors to acquire benefits by means of the acquisition of shares in, or debentures of, the Company or any other body corporate, other than those arising from the share options granted under the ESOS.

### INDEMNITY AND INSURANCE COSTS FOR DIRECTORS, OFFICERS AND AUDITORS

#### (a) Directors and Officers

The Directors and Officers of the Group and of the Company are covered by Directors' and Officers' Liability Insurance ("DOL Insurance") basis for the purpose of Section 289 of the Companies Act 2016. During the financial year, the total amount of indemnity coverage and insurance premium paid for the Directors and for the officers of the Group and of the Company are RM15,000,000 and RM30,400 respectively.

#### (b) Auditors

There were neither indemnity given to nor insurance effected for the auditors of the Company. No payment has been made to indemnify Nexia SSY PLT during the financial year and up to the date of this report.

### OTHER STATUTORY INFORMATION

Before the financial statements of the Group and of the Company were prepared, the Directors took reasonable steps:

- (a) to ascertain that proper action had been taken in relation to the writing off of bad debts and the making of allowance for doubtful debts and had satisfied themselves that all known bad debts had been written off and that adequate allowance had been made for doubtful debts; and
- (b) to ensure that any current assets which were unlikely to realise their values as shown in the accounting records in the ordinary course of business had been written down to an amount to which they might be expected so to realise.

## DIRECTORS' REPORT

### OTHER STATUTORY INFORMATION (CONTINUED)

At the date of this report, the Directors are not aware of any circumstances:

- (a) which would render the amounts written off for bad debts or the amount of the allowance for doubtful debts in the financial statements of the Group and of the Company inadequate to any substantial extent; or
- (b) which would render the values attributed to current assets in the financial statements of the Group and of the Company misleading; or
- (c) which have arisen which would render adherence to the existing method of valuation of assets or liabilities of the Group and of the Company misleading or inappropriate; or
- (d) not otherwise dealt with in this report or the financial statements, which would render any amount stated in the financial statements misleading.

In the opinion of the Directors:

- (a) the results of the Group's and of the Company's operations during the financial year were not substantially affected by any item, transaction or event of a material and unusual nature; and
- (b) no contingent or other liability of the Group and of the Company has become enforceable or is likely to become enforceable within the period of twelve months after the end of the financial year which will or may affect the ability of the Group and of the Company to meet their obligations when they fall due, except as disclosed in the financial statements.

In the interval between the end of the financial year and the date of this report:

- (a) no item, transaction or event of a material and unusual nature has arisen which, in the opinion of the Directors, would affect substantially the results of the operations of the Group and of the Company for the financial year in which this report is made; and
- (b) no charge has arisen on the assets of the Group and of the Company which secures the liability of any other person nor has any contingent liability arisen in the Group and in the Company.

### SIGNIFICANT AND SUBSEQUENT EVENTS

The details of significant and subsequent events are disclosed in Notes 37 to the financial statements.

### AUDITORS

The auditors, Nexia SSY PLT, have indicated their willingness to continue in office.

The auditors' remuneration is disclosed in Note 26 to the financial statements.

Signed on behalf of the Board in accordance with a resolution of the Directors dated 16 August 2024.

**Dato' Hamidah Binti Moris**  
Director

**Muhammad Ashraf Bin Muhammad Amir**  
Director



# STATEMENTS OF FINANCIAL POSITION

AS AT 30 APRIL 2024

|                                  | Note | Group               |                     | Company             |                     |
|----------------------------------|------|---------------------|---------------------|---------------------|---------------------|
|                                  |      | 30.4.2024<br>RM'000 | 30.4.2023<br>RM'000 | 30.4.2024<br>RM'000 | 30.4.2023<br>RM'000 |
| <b>ASSETS</b>                    |      |                     |                     |                     |                     |
| <b>Non-current assets</b>        |      |                     |                     |                     |                     |
| Plant and equipment              | 5    | 856,839             | 656,004             | 107                 | 135                 |
| Right-of-use assets              | 6    | 4,616               | 4,956               | -                   | -                   |
| Intangible assets                | 7    | 916,210             | 968,418             | -                   | -                   |
| Investment in subsidiaries       | 8    | -                   | -                   | 23,571              | 46,151              |
| Investment in associates         | 9    | 2,827               | 2,907               | -                   | -                   |
| Other investments                | 10   | 24,000              | 24,000              | -                   | -                   |
| Deferred tax assets              | 11   | 32,181              | 67,024              | 8,966               | 18,879              |
|                                  |      | <b>1,836,673</b>    | 1,723,309           | <b>32,644</b>       | 65,165              |
| <b>Current assets</b>            |      |                     |                     |                     |                     |
| Trade and other receivables      | 12   | 108,949             | 98,559              | 674,282             | 641,016             |
| Contract assets                  | 13   | 795,814             | 753,651             | 9,291               | -                   |
| Tax assets                       |      | 10,511              | 9,889               | 605                 | 161                 |
| Deposits, cash and bank balances | 14   | 153,482             | 155,624             | 21,895              | 34,935              |
|                                  |      | <b>1,068,756</b>    | 1,017,723           | <b>706,073</b>      | 676,112             |
| <b>TOTAL ASSETS</b>              |      | <b>2,905,429</b>    | 2,741,032           | <b>738,717</b>      | 741,277             |

## STATEMENTS OF FINANCIAL POSITION

AS AT 30 APRIL 2024 (CONTINUED)

|   | Note | 30.4.2024<br>RM'000 | 30.4.2023<br>RM'000 | 30.4.2024<br>RM'000 | 30.4.2023<br>RM'000 |
|---|------|---------------------|---------------------|---------------------|---------------------|
| <b>EQUITY AND LIABILITIES</b>                       |      |                     |                     |                     |                     |
| <b>Equity</b>                                       |      |                     |                     |                     |                     |
| Share capital                                       | 15   | 602,133             | 585,597             | 602,133             | 585,597             |
| Reverse acquisition reserve                         | 16   | (36,700)            | (36,700)            | -                   | -                   |
| Employee share option scheme reserve                | 17   | -                   | 1,090               | -                   | 1,090               |
| Treasury shares                                     | 18   | -                   | -                   | -                   | -                   |
| Retained earnings                                   |      | 143,435             | 257,966             | 2,551               | 48,762              |
| <b>Equity attributable to owners of the Company</b> |      |                     |                     |                     |                     |
|   |      | 708,868             | 807,953             | 604,684             | 635,449             |
| Perpetual sukuk                                     | 19   | 508,635             | 232,964             | -                   | -                   |
| Non-controlling interests                           | 8(d) | (17,085)            | (17,818)            | -                   | -                   |
| <b>TOTAL EQUITY</b>                                 |      | <b>1,200,418</b>    | <b>1,023,099</b>    | <b>604,684</b>      | <b>635,449</b>      |
| <b>Non-current liabilities</b>                      |      |                     |                     |                     |                     |
| Loans and borrowings                                | 20   | 1,291,094           | 1,183,294           | -                   | -                   |
| Lease liabilities                                   | 21   | 4,859               | 5,219               | -                   | -                   |
|   |      | 1,295,953           | 1,188,513           | -                   | -                   |
| <b>Current liabilities</b>                          |      |                     |                     |                     |                     |
| Trade and other payables                            | 22   | 212,391             | 264,966             | 133,263             | 41,866              |
| Loans and borrowings                                | 20   | 196,122             | 263,723             | 770                 | 63,962              |
| Lease liabilities                                   | 21   | 513                 | 501                 | -                   | -                   |
| Tax liabilities                                     |      | 32                  | 230                 | -                   | -                   |
|   |      | 409,058             | 529,420             | 134,033             | 105,828             |
| <b>TOTAL LIABILITIES</b>                            |      | <b>1,705,011</b>    | <b>1,717,933</b>    | <b>134,033</b>      | <b>105,828</b>      |
| <b>TOTAL EQUITY AND LIABILITIES</b>                 |      | <b>2,905,429</b>    | <b>2,741,032</b>    | <b>738,717</b>      | <b>741,277</b>      |





# STATEMENTS OF PROFIT OR LOSS AND OTHER COMPREHENSIVE INCOME

FOR THE FINANCIAL YEAR ENDED 30 APRIL 2024

|   | Note | Group   |  | Company   |  |
|---|------|---|--|---|--|
|   |      | Financial year from 1.5.2023 to 30.4.2024<br>RM'000 | Financial period from 1.11.2021 to 30.4.2023<br>RM'000 | Financial year from 1.5.2023 to 30.4.2024<br>RM'000 | Financial period from 1.11.2021 to 30.4.2023<br>RM'000 |
| Revenue from contracts with customers and other revenue                               | 23   | 183,911   | 311,985  | 53,194  | 45,565   |
| Cost of operations  | 24   | (195,691)   | (254,777)  | (45,576)  | (7,339)  |
| Gross (loss)/profit   |      | (11,780)  | 57,208   | 7,618   | 38,226   |
| Other income  |      | 9,103   | 5,231  | 754   | 1,435  |
| Administrative and general expenses   |      | (15,311)  | (12,776)   | (13,082)  | (14,320)   |
| (Allowance for)/reversal of impairment losses on financial assets and contract assets |      | (1,863)   | (106,453)  | 1,269   | (81,090)   |
| Allowance for impairment losses on non-financial assets                               |      | -   | (77,256)   | (32,380)  | (25,004)   |
| Reversal of/(provision for) Liquidated Ascertained Damages                            |      | 985   | (91,439)   | -   | -  |
| Other expenses  |      | -   | (104,485)  | -   | -  |
| Operating loss  |      | (18,866)  | (329,970)  | (35,821)  | (80,753)   |
| Finance costs   | 25   | (33,437)  | (15,624)   | (20)  | (84)   |
| Share of results from associates  |      | (80)  | (366)  | -   | -  |
| Loss before taxation and zakat  | 26   | (52,383)  | (345,960)  | (35,841)  | (80,837)   |
| Taxation and zakat  | 29   | (35,487)  | 80,625   | (10,375)  | 17,877   |
| Loss for the year/period  |      | (87,870)  | (265,335)  | (46,216)  | (62,960)   |
| Other comprehensive income, net of tax  |      | -   | -  | -   | -  |
| Total comprehensive loss for the year/period  |      | (87,870)  | (265,335)  | (46,216)  | (62,960)   |
| (Loss)/profit for the year/period attributable to:                                    |      |   |  |   |  |
| Owners of the Company   |      | (88,507)  | (246,040)  | (46,216)  | (62,960)   |
| Non-controlling interests   |      | 637   | (19,295)   | -   | -  |
|   |      | (87,870)  | (265,335)  | (46,216)  | (62,960)   |
| Total comprehensive (loss)/income attributable to:                                    |      |   |  |   |  |
| Owners of the Company   |      | (88,507)  | (246,040)  | (46,216)  | (62,960)   |
| Non-controlling interests   |      | 637   | (19,295)   | -   | -  |
|   |      | (87,870)  | (265,335)  | (46,216)  | (62,960)   |
| Loss per share  |      |   |  |   |  |
| - Basic (sen)   | 30   | (14.25)   | (42.75)  |   |  |
| - Diluted (sen)   | 30   | (14.25)   | (42.53)  |   |  |

The accompanying notes from an integral part of these financial statements.

# STATEMENTS OF CHANGES IN EQUITY

FOR THE FINANCIAL YEAR ENDED 30 APRIL 2024

|  | Non-distributable    |                                    |   |                        | Distributable            |   |                        | Total equity RM'000 |                                  |
|--|----------------------|------------------------------------|---|------------------------|--------------------------|---|------------------------|---------------------|----------------------------------|
|  | Share capital RM'000 | Reverse acquisition reserve RM'000 | Employee share option scheme reserve RM'000 | Treasury shares RM'000 | Retained earnings RM'000 | Equity attributable to owners of the Company RM'000 | Perpetual sukuk RM'000 |                     | Non-controlling interests RM'000 |
| <b>Group</b>   |                      |                                    |   |                        |                          |   |                        |                     |                                  |
| At 1 May 2023  | 585,597              | (36,700)                           | 1,090                                       | -                      | 257,966                  | 807,953   | 232,964                | (17,818)            | 1,023,099                        |
| Total comprehensive (loss)/income for the year               | -                    | -                                  | -   | -                      | (88,507)                 | (88,507)  | -                      | 637                 | (87,870)                         |
|  | <b>585,597</b>       | <b>(36,700)</b>                    | <b>1,090</b>                                | <b>-</b>               | <b>169,459</b>           | <b>719,446</b>                                      | <b>232,964</b>         | <b>(17,181)</b>     | <b>935,229</b>                   |
| Contributions by and distributions to owners of the Company: |                      |                                    |   |                        |                          |   |                        |                     |                                  |
| Issuance of ordinary shares via exercise of ESOS             | 16,536               | -                                  | (1,085)                                     | -                      | -                        | 15,451  | -                      | -                   | 15,451                           |
| ESOS forfeited   | -                    | -                                  | (5)   | -                      | 5                        | -   | -                      | -                   | -                                |
| Acquisition of subsidiaries                                  | -                    | -                                  | -   | -                      | -                        | -   | -                      | 96                  | 96                               |
| Balance carried forward                                      | 16,536               | -                                  | (1,090)                                     | -                      | 5                        | 15,451  | -                      | 96                  | 15,547                           |

The accompanying notes form an integral part of these financial statements



## STATEMENTS OF CHANGES IN EQUITY

FOR THE FINANCIAL YEAR ENDED 30 APRIL 2024 (CONTINUED)

|   | Non-distributable    |                                    |   |                        | Distributable            |   |                        | Total equity RM'000 |
|---|----------------------|------------------------------------|---|------------------------|--------------------------|---|------------------------|---------------------|
|   | Share capital RM'000 | Reverse acquisition reserve RM'000 | Employee share option scheme reserve RM'000 | Treasury shares RM'000 | Retained earnings RM'000 | Equity attributable to owners of the Company RM'000 | Perpetual sukuk RM'000 |                     |
| Note  |                      |                                    |   |                        |                          |   |                        |                     |
| <b>Group</b>                                  |                      |                                    |   |                        |                          |   |                        |                     |
| Balance brought forward                       | 16,536               | -                                  | (1,090)                                     | -                      | 5                        | 15,451  | -                      | 96                  |
| Issuance of perpetual sukuk (net of expenses) | -                    | -                                  | -   | -                      | -                        | -   | 264,236                | -                   |
| Distribution paid to perpetual sukuk holders  | -                    | -                                  | -   | -                      | -                        | -   | (14,594)               | -                   |
| Distribution to perpetual sukuk holders       | -                    | -                                  | -   | -                      | (26,029)                 | (26,029)  | 26,029                 | -                   |
| Total transactions with owners                | 16,536               | -                                  | (1,090)                                     | -                      | (26,024)                 | (10,578)  | 275,671                | 96                  |
| At 30 April 2024                              | 602,133              | (36,700)                           | -   | -                      | 143,435                  | 708,868   | 508,635                | (17,085)            |
|   |                      |                                    |   |                        |                          |   |                        | 1,200,418           |

The accompanying notes form an integral part of these financial statements

## STATEMENTS OF CHANGES IN EQUITY

FOR THE FINANCIAL YEAR ENDED 30 APRIL 2024 (CONTINUED)

|  | Non-distributable    |          |                                      |         | Distributable     |           |  |          | Total equity RM'000 |                                  |
|--|----------------------|----------|--------------------------------------|---------|-------------------|-----------|--|----------|---------------------|----------------------------------|
|  | Reverse acquisition  |          | Employee share option scheme reserve |         | Retained earnings |           | Equity attributable to owners of the Company |          |                     | Non-controlling interests RM'000 |
|  | Share capital RM'000 | RM'000   | RM'000                               | RM'000  | RM'000            | RM'000    | RM'000                                       | RM'000   |                     |                                  |
| <b>Group (continued)</b>                                     |                      |          |                                      |         |                   |           |  |          |                     |                                  |
| At 1 November 2021   | 496,904              | (36,700) | 2,338                                | (5,790) | 523,410           | 980,162   | 208,895                                      | 1,477    | 1,190,534           |                                  |
| Total comprehensive loss for the period                      | -                    | -        | -                                    | -       | (246,040)         | (246,040) | -  | (19,295) | (265,335)           |                                  |
|  | 496,904              | (36,700) | 2,338                                | (5,790) | 277,370           | 734,122   | 208,895                                      | (17,818) | 925,199             |                                  |
| Contributions by and distributions to owners of the Company: |                      |          |                                      |         |                   |           |  |          |                     |                                  |
| Issuance of ordinary shares via:                             |                      |          |                                      |         |                   |           |  |          |                     |                                  |
| - Exercise of ESOS   | 3,684                | -        | (242)                                | -       | -                 | 3,442     | -  | -        | 3,442               |                                  |
| - Private placements   | 84,605               | -        | -                                    | -       | -                 | 84,605    | -  | -        | 84,605              |                                  |
| ESOS granted   | -                    | -        | 1,332                                | -       | -                 | 1,332     | -  | -        | 1,332               |                                  |
| ESOS lapsed  | -                    | -        | (2,338)                              | -       | 2,338             | -         | -  | -        | -                   |                                  |
| Proceeds from sale of treasury shares                        | 404                  | -        | -                                    | 5,790   | -                 | 6,194     | -  | -        | 6,194               |                                  |
| Balance carried forward                                      | 88,693               | -        | (1,248)                              | 5,790   | 2,338             | 95,573    | -  | -        | 95,573              |                                  |

The accompanying notes form an integral part of these financial statements



## STATEMENTS OF CHANGES IN EQUITY

FOR THE FINANCIAL YEAR ENDED 30 APRIL 2024 (CONTINUED)

|   | Non-distributable    |                                    |   |                        | Distributable            |   |                        | Total equity RM'000 |
|---|----------------------|------------------------------------|---|------------------------|--------------------------|---|------------------------|---------------------|
|   | Share capital RM'000 | Reverse acquisition reserve RM'000 | Employee share option scheme reserve RM'000 | Treasury shares RM'000 | Retained earnings RM'000 | Equity attributable to owners of the Company RM'000 | Perpetual sukuk RM'000 |                     |
| <b>Group (continued)</b>                      |                      |                                    |   |                        |                          |   |                        |                     |
| Balance brought forward                       | 88,693               | -                                  | (1,248)                                     | 5,790                  | 2,338                    | 95,573  | -                      | -                   |
| Issuance of perpetual sukuk (net of expenses) | -                    | -                                  | -   | -                      | -                        | -   | 23,754                 | -                   |
| Distribution paid to perpetual sukuk holders  | -                    | -                                  | -   | -                      | -                        | -   | (21,427)               | -                   |
| Distribution to perpetual sukuk holders       | -                    | -                                  | -   | -                      | (21,742)                 | (21,742)  | 21,742                 | -                   |
| Total transactions with owners                | 88,693               | -                                  | (1,248)                                     | 5,790                  | (19,404)                 | 73,831  | 24,069                 | -                   |
| At 30 April 2023                              | 585,597              | (36,700)                           | 1,090                                       | -                      | 257,966                  | 807,953   | 232,964                | (17,818)            |
|   |                      |                                    |   |                        |                          |   |                        | 1,023,099           |

The accompanying notes form an integral part of these financial statements



## STATEMENTS OF CHANGES IN EQUITY

FOR THE FINANCIAL YEAR ENDED 30 APRIL 2024 (CONTINUED)

|  | Note  | Non-distributable    |   |                        | Distributable            |  | Total Equity RM'000 |
|--|-------|----------------------|---|------------------------|--------------------------|--|---------------------|
|  |       | Share capital RM'000 | Employee share option scheme reserve RM'000 | Treasury shares RM'000 | Retained earnings RM'000 |  |                     |
| <b>Company</b>   |       |                      |   |                        |                          |  |                     |
| At 1 May 2023  |       | 585,597              | 1,090                                       | -                      | 48,762                   |  | 635,449             |
| Total comprehensive loss for the year                        |       | -                    | -   | -                      | (46,216)                 |  | (46,216)            |
|  |       | 585,597              | 1,090                                       | -                      | 2,546                    |  | 589,233             |
| Contributions by and distributions to owners of the Company: |       |                      |   |                        |                          |  |                     |
| - Issuance of ordinary shares via exercise of ESOS           | 15,17 | 16,536               | (1,085)                                     | -                      | -                        |  | 15,451              |
| - ESOS forfeited   | 17    | -                    | (5)   | -                      | 5                        |  | -                   |
| Total transactions with owners                               |       | 16,536               | (1,090)                                     | -                      | 5                        |  | 15,451              |
| At 30 April 2024   |       | 602,133              | -   | -                      | 2,551                    |  | 604,684             |
| At 1 November 2021   |       | 496,904              | 2,338                                       | (5,790)                | 109,384                  |  | 602,836             |
| Total comprehensive loss for the period                      |       | -                    | -   | -                      | (62,960)                 |  | (62,960)            |
|  |       | 496,904              | 2,338                                       | (5,790)                | 46,424                   |  | 539,876             |
| Contributions by and distributions to owners of the Company: |       |                      |   |                        |                          |  |                     |
| - Issuance of ordinary shares via exercise of ESOS           | 15,17 | 3,684                | (242)                                       | -                      | -                        |  | 3,442               |
| - Issuance of ordinary shares via private placements         | 15    | 84,605               | -   | -                      | -                        |  | 84,605              |
| - ESOS granted   | 17    | -                    | 1,332                                       | -                      | -                        |  | 1,332               |
| - ESOS lapsed  | 17    | -                    | (2,338)                                     | -                      | 2,338                    |  | -                   |
| - Proceeds from sale of treasury shares                      | 15,18 | 404                  | -   | 5,790                  | -                        |  | 6,194               |
| Total transactions with owners                               |       | 88,693               | (1,248)                                     | 5,790                  | 2,338                    |  | 95,573              |
| At 30 April 2023   |       | 585,597              | 1,090                                       | -                      | 48,762                   |  | 635,449             |

The accompanying notes form an integral part of these financial statements



# STATEMENTS OF CASH FLOWS

FOR THE FINANCIAL YEAR ENDED 30 APRIL 2024

|   | Note | Group   |  | Company   |  |
|---|------|---|--|---|--|
|   |      | Financial year from 1.5.2023 to 30.4.2024<br>RM'000 | Financial period from 1.11.2021 to 30.4.2023<br>RM'000 | Financial year from 1.5.2023 to 30.4.2024<br>RM'000 | Financial period from 1.11.2021 to 30.4.2023<br>RM'000 |
| <b>Cash flows from operating activities</b>                         |      |   |  |   |  |
| Loss before taxation and zakat                                      |      | (52,383)  | (345,960)  | (35,841)  | (80,837)   |
| Adjustments for:  |      |   |  |   |  |
| Allowance for/(reversal of) impairment losses on:                   |      |   |  |   |  |
| - financial assets and contract assets                              |      | 1,863   | 106,453  | (1,269)   | 81,090   |
| - intangible assets   |      | -   | 56,119   | -   | 25,004   |
| - plant and equipment   |      | -   | 21,137   | -   | -  |
| - Investment in subsidiary  |      | -   | -  | 32,380  | -  |
| Amortisation of intangible assets                                   |      | 53,639  | 23,995   | -   | 1,195  |
| Bad debts written off   |      | 293   | -  | 124   | -  |
| Depreciation of:  |      |   |  |   |  |
| - plant and equipment   |      | 10,426  | 13,534   | 90  | 180  |
| - right-of-use assets   |      | 552   | 990  | -   | -  |
| ESOS expenses   |      | -   | 1,332  | -   | 1,332  |
| Gain on disposals of:   |      |   |  |   |  |
| - right-of-use assets   |      | -   | (52)   | -   | -  |
| - investment in subsidiaries  |      | (*)   | -  | (*)   | -  |
| Interest expense  |      | 63,330  | 61,773   | 20  | 84   |
| Interest income   |      | (4,877)   | (5,016)  | (733)   | (1,435)  |
| Investment in subsidiaries written off                              |      | -   | -  | *   | -  |
| (Reversal of)/provisions for Liquidated Ascertained Damages ("LAD") |      | (985)   | 91,439   | -   | -  |
| Share of results from associates                                    |      | 80  | 366  | -   | -  |
| Unrealised foreign exchange gain                                    |      | -   | (50)   | -   | -  |
| Operating profit/(loss) before changes in working capital           |      | 71,938  | 26,060   | (5,229)   | 26,613   |
| (Increase)/decrease in trade and other receivables                  |      | (13,754)  | 90,516   | (12,652)  | 10,371   |
| (Increase)/decrease in contract assets                              |      | (40,894)  | (27,537)   | (8,022)   | 866  |
| (Decrease)/increase in trade and other payables                     |      | (51,787)  | 10,021   | 14,034  | 1,511  |
| Cash (used in)/generated from operations                            |      | (34,497)  | 99,060   | (11,869)  | 39,361   |
| Tax paid  |      | (971)   | (16,835)   | (406)   | (6,102)  |
| Tax refunded  |      | 7   | -  | -   | -  |
| Zakat paid  |      | (500)   | -  | (500)   | -  |
| Net cash (used in)/generated from operating activities              |      | (35,961)  | 82,225   | (12,775)  | 33,259   |

## STATEMENTS OF CASH FLOWS

FOR THE FINANCIAL YEAR ENDED 30 APRIL 2024 (CONTINUED)

|  | Note    | Group   |  | Company   |  |
|--|---------|---|--|---|--|
|  |         | Financial year from 1.5.2023 to 30.4.2024<br>RM'000 | Financial period from 1.11.2021 to 30.4.2023<br>RM'000 | Financial year from 1.5.2023 to 30.4.2024<br>RM'000 | Financial period from 1.11.2021 to 30.4.2023<br>RM'000 |
| <b>Cash flows used in investing activities</b>                         |         |   |  |   |  |
| Additions to plant and equipment                                       | 5(a)    | (211,261)   | (206,190)  | (62)  | (78)   |
| Additions to intangible assets   |         | (1,422)   | (106,246)  | -   | (6,997)  |
| Additions to right-of-use assets                                       |         | (212)   | -  | -   | -  |
| Advances to subsidiaries   |         | -   | -  | (20,738)  | (104,107)  |
| Acquisition of subsidiaries  | (c)     | 223   | -  | -   | -  |
| Interests received   |         | 4,877   | 5,016  | 733   | 1,435  |
| Investment in subsidiaries   |         | -   | -  | (9,800)   | -  |
| Investment in Redeemable Convertible Unsecured Islamic Debt Securities |         | -   | (16,000)   | -   | -  |
| Uplift/(placement) of short term deposits with licensed banks          |         | 990   | (39)   | -   | -  |
| Decrease/(increase) in fixed deposits pledged                          |         | 2,245   | 23,184   | (537)   | (7,619)  |
| Proceeds from disposals of right-of-use assets                         |         | -   | 52   | -   | -  |
| Net cash used in investing activities                                  |         | (204,560)   | (300,223)  | (30,404)  | (117,366)  |
| <b>Cash flows from financing activities</b>                            |         |   |  |   |  |
| Proceeds from exercise of ESOS   |         | 15,451  | 3,442  | 15,451  | 3,442  |
| Proceeds from issuance of Perpetual Sukuk, net of expenses             |         | 264,236   | 23,754   | -   | -  |
| Proceeds from sale of treasury shares                                  |         | -   | 6,194  | -   | 6,194  |
| Distribution to perpetual sukuk holders                                |         | (14,594)  | (21,427)   | -   | -  |
| Proceeds from issuance of private placements                           |         | -   | 84,605   | -   | 84,605   |
| Drawdown of term loans   | (a)     | 149,741   | 118,646  | -   | -  |
| Repayment of term loans  | (a)     | (18,061)  | (3,851)  | -   | -  |
| Interest paid  |         | (63,330)  | (88,010)   | (20)  | (84)   |
| Net (repayments)/drawdowns of other borrowings                         | (a)     | (90,648)  | (24,595)   | (63,192)  | 36,465   |
| Repayments of lease liabilities  | (a),(b) | (560)   | (807)  | -   | -  |
| Repayments to subsidiaries   | (a)     | -   | -  | 77,363  | (93,656)   |
| Net cash generated from financing activities                           |         | 242,235   | 97,951   | 29,602  | 36,966   |

The accompanying notes from an integral part of these financial statements.



## STATEMENTS OF CASH FLOWS

FOR THE FINANCIAL YEAR ENDED 30 APRIL 2024 (CONTINUED)

|   | Note | Group   |  | Company   |  |
|---|------|---|--|---|--|
|   |      | Financial year from 1.5.2023 to 30.4.2024<br>RM'000 | Financial period from 1.11.2021 to 30.4.2023<br>RM'000 | Financial year from 1.5.2023 to 30.4.2024<br>RM'000 | Financial period from 1.11.2021 to 30.4.2023<br>RM'000 |
| <b>Net increase/(decrease) in cash and cash equivalents</b> |      | <b>1,714</b>  | <b>(120,047)</b>                                       | <b>(13,577)</b>                                     | <b>(47,141)</b>  |
| Cash and cash equivalents at beginning of the year/period   |      | <b>97,082</b>                                       | 217,129  | <b>13,862</b>                                       | 61,003   |
| <b>Cash and cash equivalents at end of the year/period</b>  | 14   | <b>98,796</b>                                       | 97,082   | <b>285</b>  | 13,862   |

\* Denotes amount below RM1,000

Note:

In accordance with MFRS 107: Statement of Cash Flows, the below additional information is relevant to users in understanding the liquidity of the Group.

Contract assets of the Group include unbilled work performed of a wholly-owned subsidiary of the Company, for three solar photovoltaic power plant projects, which involve special financing arrangement and are payable on deferred payment arrangement over the next 21 years upon completion of the projects as disclosed in Notes 13 and 33(b)(i) to the financial statements. These projects are financed by Islamic medium-term notes issued pursuant to Sri Sukuk Murabahah Programme ("Sukuk") of RM550.0 million in nominal value as disclosed in Note 20(b) to the financial statements. The proceeds of RM550.0 million were received during the financial year ended 31 October 2019.

The effect of the utilisation of the proceeds from Sukuk against the Group's net cash used in operating activities is as follows:

|  | Group   |  |
|--|---|--|
|  | Financial period from 1.5.2023 to 30.4.2024<br>RM'000 | Financial period from 1.11.2021 to 30.4.2023<br>RM'000 |
| Net cash (used in)/generated from operating activities | <b>(35,961)</b>                                       | 82,225   |
| Add: Utilisation of Sukuk proceeds                     | <b>11,283</b>   | 54,890   |
|  | <b>(24,678)</b>                                       | 137,115  |

## STATEMENTS OF CASH FLOWS

FOR THE FINANCIAL YEAR ENDED 30 APRIL 2024 (CONTINUED)

(a) Reconciliation of liabilities arising from financing activities:

|  | 1.5.2023<br>RM'000 | Cash flows<br>RM'000 | Non-cash<br>others<br>RM'000 | 30.4.2024<br>RM'000 |
|--|--------------------|----------------------|------------------------------|---------------------|
| <b>Group</b>                                     |                    |                      |                              |                     |
| Lease liabilities                                | 5,720              | (560)                | 212                          | 5,372               |
| Loans and borrowings (excluding bank overdrafts) | 1,443,624          | 40,820               | -                            | 1,484,444           |
|  | <b>1,449,344</b>   | <b>40,260</b>        | <b>212</b>                   | <b>1,489,816</b>    |
| <b>Company</b>                                   |                    |                      |                              |                     |
| Amount due to subsidiaries                       | 34,814             | 77,363               | -                            | 112,177             |
| Loans and borrowings (excluding bank overdrafts) | 63,962             | (63,192)             | -                            | 770                 |
|  | <b>98,776</b>      | <b>14,171</b>        | <b>-</b>                     | <b>112,947</b>      |

|  | 1.11.2021<br>RM'000 | Cash flows<br>RM'000 | 30.4.2023<br>RM'000 |
|--|---------------------|----------------------|---------------------|
| <b>Group</b>                                     |                     |                      |                     |
| Lease liabilities                                | 6,527               | (807)                | 5,720               |
| Loans and borrowings (excluding bank overdrafts) | 1,353,424           | 90,200               | 1,443,624           |
|  | <b>1,359,951</b>    | <b>89,393</b>        | <b>1,449,344</b>    |
| <b>Company</b>                                   |                     |                      |                     |
| Amount due to subsidiaries                       | 128,470             | (93,656)             | 34,814              |
| Loans and borrowings (excluding bank overdrafts) | 27,497              | 36,465               | 63,962              |
|  | <b>155,967</b>      | <b>(57,191)</b>      | <b>98,776</b>       |





## STATEMENTS OF CASH FLOWS

FOR THE FINANCIAL YEAR ENDED 30 APRIL 2024 (CONTINUED)

(b) Total cash outflows for leases as a lessee:

|  | Note | Group   |  | Company   |  |
|--|------|---|--|---|--|
|  |      | Financial year from 1.5.2023 to 30.4.2024<br>RM'000 | Financial period from 1.11.2021 to 30.4.2023<br>RM'000 | Financial year from 1.5.2023 to 30.4.2024<br>RM'000 | Financial period from 1.11.2021 to 30.4.2023<br>RM'000 |
| <b>Included in net cash (used in)/generated from operating activities:</b> |      |   |  |   |  |
| Payments relating to low value assets                                      | 26   | 368   | 102  | 121   | 18   |
| Payments relating to short-term leases                                     | 26   | 1,412   | 2,069  | 40  | 173  |
| <b>Included in net cash generated from financing activities:</b>           |      |   |  |   |  |
| Interest paid in relation to lease liabilities                             | 21   | 432   | 464  | -   | -  |
| Repayments of lease liabilities  | 21   | 560   | 807  | -   | -  |
| <b>Total cash outflows for leases</b>                                      |      | <b>2,772</b>  | <b>3,442</b>   | <b>161</b>  | <b>191</b>   |

(c) Total cash inflows/(outflows) arising from the acquisition of subsidiaries in the previous financial period but was only consolidated in the current financial year, as disclosed in Note 8 are as follows:

The fair value of the assets acquired and liabilities assumed at the date of acquisition are as follows:

|   | Group   |  |
|---|---|--|
|   | Financial year from 1.5.2023 to 30.4.2024<br>RM'000 | Financial period from 1.11.2021 to 30.4.2023<br>RM'000 |
| Trade and other receivables                                     | 61  | -  |
| Deposits, cash and bank balances                                | 10,423  | -  |
| Trade and other payables  | (197)   | -  |
| <b>Total identifiable net assets acquired</b>                   | <b>10,287</b>                                       | <b>-</b>   |
| Non-controlling interests                                       | (96)  | -  |
| Goodwill arising on acquisition                                 | 9   | -  |
| <b>Fair value on consideration transferred</b>                  | <b>10,200</b>                                       | <b>-</b>   |
| Purchase consideration  | (10,200)  | -  |
| Cash and cash equivalents acquired                              | 10,423  | -  |
| <b>Net cash inflow/(outflow) on acquisition of subsidiaries</b> | <b>223</b>  | <b>-</b>   |

# NOTES TO THE FINANCIAL STATEMENTS

FOR THE FINANCIAL YEAR ENDED 30 APRIL 2024

## 1. CORPORATE INFORMATION

Cypark Resources Berhad (“the Company”) is a public limited company, incorporated and domiciled in Malaysia and is listed on the Main Market of Bursa Malaysia Securities Berhad.

The registered office of the Company is located at Level 7, Menara Milenium, Jalan Damanlela, Pusat Bandar Damansara, Damansara Heights, 50490 Kuala Lumpur.

The principal place of business is located at Suite 27-01, Level 27 of Integra Tower, The Intermark, 348 Jalan Tun Razak, 50400 Kuala Lumpur, Wilayah Persekutuan.

The principal activities of the Company are investment holding, environmental engineering, landscaping and infrastructure, maintenance, renewable energy and the provision of management services. The subsidiaries are principally engaged in the businesses of renewable energy, construction and engineering, green technology and environmental services, waste management and waste-to-energy (“WTE”), investment holding and the provision of management services.

The principal activities of its subsidiaries are disclosed in Note 8. There have been no significant changes in the nature of these activities during the financial year.

The financial statements were authorised for issue by the Board of Directors in accordance with a resolution of the Directors on 16 August 2024.

## 2. BASIS OF PREPARATION OF THE FINANCIAL STATEMENTS

### 2.1 Statement of compliance

The financial statements of the Group and of the Company have been prepared in accordance with and complied with the Malaysian Financial Reporting Standards (“MFRSs”), International Financial Reporting Standards and the requirements of the Companies Act 2016 in Malaysia.

### 2.2 Adoption of amendments/improvements to MFRSs

The Group and the Company have adopted the following amendments/improvements to MFRSs for the current financial year:

#### Amendments/Improvements to MFRSs

|                         |   |
|-------------------------|---|
| Amendments to MFRS 1:   | First-time adoption of Malaysian Financial Reporting Standards  |
| Amendments to MFRS 3:   | Business Combinations   |
| Amendments to MFRS 9:   | Financial Instruments   |
| Amendments to MFRS 116: | Property, Plant and Equipment                                   |
| Amendments to MFRS 137: | Provisions, Contingent Liabilities and Contingent Assets        |
| Amendments to MFRS 141: | Agriculture   |
| MFRS 17:                | Insurance Contracts   |
| Amendments to MFRS 17:  | Insurance Contracts   |
| Amendments to MFRS 101: | Presentation of Financial Statements                            |
| Amendments to MFRS 108: | Accounting Policies, Changes in Accounting Estimates and Errors |
| Amendments to MFRS 112: | Income Taxes  |



## NOTES TO THE FINANCIAL STATEMENTS

FOR THE FINANCIAL YEAR ENDED 30 APRIL 2024 (CONTINUED)

### 2. BASIS OF PREPARATION OF THE FINANCIAL STATEMENTS (CONTINUED)

#### 2.2 Adoption of amendments/improvements to MFRSs (continued)

The adoption of the above amendments/improvements to MFRSs did not have any significant effect on the financial statements of the Group and of the Company and did not result in significant changes to the Group's and to the Company's existing accounting policies.

#### 2.3 New MFRS and amendments/improvements to MFRSs that have been issued, but yet to be effective

The Group and the Company have not adopted the following new MFRS and amendments/improvements to MFRSs that have been issued, but yet to be effective:

| Title  | Effective date |
|--|----------------|
| Amendments to MFRS 7: Financial Instruments: Disclosures                 | 1 January 2024 |
| Amendments to MFRS 16: Leases  | 1 January 2024 |
| Amendments to MFRS 101: Presentation of Financial Statements             | 1 January 2024 |
| Amendments to MFRS 107: Statement of Cash Flows                          | 1 January 2024 |
| Amendments to MFRS 121: The Effects of Changes in Foreign Exchange Rates | 1 January 2025 |
| Amendments to MFRS 7: Financial Instruments: Disclosures                 | 1 January 2026 |
| Amendments to MFRS 9: Financial Instruments                              | 1 January 2026 |
| MFRS 18: Presentation and Disclosure in Financial Statements             | 1 January 2027 |
| MFRS 19: Subsidiaries without Public Accountability: Disclosures         | 1 January 2027 |
| Amendments to MFRS 10: Consolidated Financial Statements                 | Deferred       |
| Amendments to MFRS 128: Investments in Associates and Joint Ventures     | Deferred       |

The Group and the Company plan to adopt the above applicable new MFRS and amendments/improvements to MFRSs when they become effective. The initial application of the applicable new MFRS and amendments/improvements to MFRSs is not expected to have material impact to the current and prior periods financial statements.

#### 2.4 Functional and presentation currency

The individual financial statements of each entity in the Group are measured using the currency of the primary economic environment in which they operate ("the functional currency"). The consolidated financial statements are presented in Ringgit Malaysia ("RM"), which is also the Company's functional currency, and has been rounded to the nearest thousand (RM'000), unless otherwise stated.

#### 2.5 Basis of measurement

The financial statements of the Group and of the Company have been prepared under the historical cost convention, unless otherwise indicated in the material accounting policy information (Note 3).

## NOTES TO THE FINANCIAL STATEMENTS

FOR THE FINANCIAL YEAR ENDED 30 APRIL 2024 (CONTINUED)

### 3. MATERIAL ACCOUNTING POLICY INFORMATION

Unless otherwise stated, the following accounting policies have been applied consistently to all the financial years presented in the financial statements of the Group and of the Company.

#### 3.1 Basis of consolidation

The consolidated financial statements comprise the financial statements of the Company and its subsidiaries. The financial statements of the subsidiaries and associates used in the preparation of the consolidated financial statements are prepared for the same reporting date as the Company. Consistent accounting policies are applied to like transactions and events in similar circumstances.

##### (a) Subsidiaries and business combination

Subsidiaries are entities (including structured entities) over which the Group is exposed, or has rights, to variable returns from its involvement with the acquirees and has the ability to affect those returns through its power over the acquirees.

The financial statements of subsidiaries are included in the consolidated financial statements from the date the Group obtains control of the acquirees until the date the Group loses control of the acquirees.

The Group applies the acquisition method to account for business combinations from the acquisition date.

For a new acquisition, goodwill is initially measured at cost, being the excess of the following:

- the fair value of the consideration transferred, calculated as the sum of the acquisition-date fair value of assets transferred (including contingent consideration), the liabilities incurred to former owners of the acquiree and the equity instruments issued by the Group. Any amounts that relate to pre-existing relationships or other arrangements before or during the negotiations for the business combination, that are not part of the exchange for the acquiree, will be excluded from the business combination accounting and be accounted for separately; plus
- the recognised amount of any non-controlling interests in the acquiree either at fair value or at the proportionate share of the acquiree's identifiable net assets at the acquisition date (the choice of measurement basis is made on an acquisition-by-acquisition basis); plus
- if the business combination is achieved in stages, the acquisition-date fair value of the previously held equity interest in the acquiree; less
- the net fair value of the identifiable assets acquired and the liabilities (including contingent liabilities) assumed at the acquisition date.

The accounting policy for goodwill is set out in Note 3.6(c).

On 1 October 2006, the Company acquired Cypark Sdn. Bhd. ("CSB") for a consideration satisfied by the issuance of 80,000,000 shares of RM0.50 each to the vendors. In accordance to MFRS 3: Business Combinations, this transaction meets the criteria of a Reverse Acquisition. The consolidated financial statements have therefore been prepared under the reverse acquisition accounting method as set out by the said Standard, with CSB being treated as the accounting acquirer of the Company.



## NOTES TO THE FINANCIAL STATEMENTS

FOR THE FINANCIAL YEAR ENDED 30 APRIL 2024 (CONTINUED)

### 3. MATERIAL ACCOUNTING POLICY INFORMATION (CONTINUED)

#### 3.1 Basis of consolidation (continued)

##### (a) Subsidiaries and business combination (continued)

In accordance with the principles of reverse acquisition, the consolidated financial statements have been prepared as if it had been in existence in its current group form since 1 November 2005. The consolidated financial statements therefore, represent a continuation of CSB's financial statements.

The key features of the basis of consolidation under reverse acquisition are as follows:

- The cost of the business combination is deemed to have been incurred by CSB in the form of equity instruments issued to the owners of the Company. CSB's shares were not listed prior to the acquisition and consequently the cost of the business combination has been based on the fair value of the Company's shares in issue immediately before the reverse acquisition;
- The assets and liabilities of CSB are recognised and measured in the consolidated financial statements at their pre-combination carrying amounts. The retained earnings and other equity balances recognised in the consolidated financial statements are those of CSB immediately before the business combination;
- CSB has been consolidated from the date of the reverse acquisition using the fair value of the identifiable assets, liabilities and contingent liabilities at that date. The cost of business combination was RM2 and therefore, goodwill of RM127,316 arose from the reverse acquisition; and
- The amount recognised as issued instruments in the consolidated financial statements is determined by adding the cost of business combination to the issued equity of CSB immediately before the business combination. However, the equity structure appearing in the consolidated financial statements is of the Company. Therefore, a reverse acquisition reserve of RM36,700,000 has been created, being the difference between the required Group's equity structure and the reported equity of the Company.

When the excess is negative, a bargain purchase gain is recognised immediately in profit or loss at the acquisition date.

Transaction costs, other than those associated with the issue of debt or equity securities, that the Group incurs in connection with a business combination are expensed as incurred.

If the business combination is achieved in stages, the Group remeasures the previously held equity interest in the acquiree to its acquisition-date fair value, and recognises the resulting gain or loss, if any, in profit or loss. Amounts arising from interests in the acquiree prior to the acquisition date that have previously been recognised in other comprehensive income are reclassified to profit or loss or transferred directly to retained earnings on the same basis as would be required if the acquirer had disposed directly of the previously held equity interest.

If the initial accounting for a business combination is incomplete by the end of the reporting period in which the business combination occurs, the Group uses provisional fair value amounts for the items for which the accounting is incomplete. The provisional amounts are adjusted to reflect new information obtained about facts and circumstances that existed as of the acquisition date, including additional assets or liabilities identified in the measurement period. The measurement period for completion of the initial accounting ends as soon as the Group receives the information it was seeking about facts and circumstances or learns that more information is not obtainable, subject to the measurement period not exceeding one year from the acquisition date.



## NOTES TO THE FINANCIAL STATEMENTS

FOR THE FINANCIAL YEAR ENDED 30 APRIL 2024 (CONTINUED)

### 3. MATERIAL ACCOUNTING POLICY INFORMATION (CONTINUED)

#### 3.1 Basis of consolidation (continued)

##### (a) Subsidiaries and business combination (continued)

Upon the loss of control of a subsidiary, the Group derecognises the assets and liabilities of the former subsidiary, any non-controlling interests and the other components of equity related to the former subsidiary from the consolidated statement of financial position. Any gain or loss arising on the loss of control is recognised in profit or loss. If the Group retains any interest in the former subsidiary, then such interest is measured at fair value at the date that control is lost. Subsequently, it is accounted for as an associate, a joint venture or a financial asset.

Changes in the Group's ownership interest in a subsidiary that do not result in a loss of control are accounted for as equity transactions. The difference between the Group's share of net assets before and after the change, and the fair value of the consideration received or paid, is recognised directly in equity.

##### (b) Non controlling interests

Non-controlling interests represent the equity in subsidiaries not attributable, directly or indirectly, to owners of the Company and are presented separately in the consolidated statement of financial position within equity.

Losses attributable to the non-controlling interests are allocated to the non-controlling interests even if the losses exceed the non-controlling interests.

##### (c) Associates

Associates are entities over which the Group has significant influence, but not control, to the financial and operating policies.

Investment in associates are accounted for in the consolidated financial statements using the equity method.

Under the equity method, the investment in associates are initially recognised at cost. The cost of investment includes transaction costs. Subsequently, the carrying amount is adjusted to recognise changes in the Group's share of net assets of the associate.

When the Group's share of losses exceeds its interest in an associate, the carrying amount of that interest including any long-term investments is reduced to zero, and the recognition of further losses is discontinued except to the extent that the Group has an obligation or has made payments on behalf of the associate.

When the Group ceases to have significant influence over an associate, any retained interest in the former associate at the date when significant influence is lost is measured at fair value and this amount is regarded as the initial carrying amount of a financial asset. Any difference between the carrying amount of the associate upon loss of significant influence and the fair value of the retained investment and proceeds from disposal is recognised in profit or loss.

When the Group's interest in an associate decreases but does not result in a loss of significant influence, any retained interest is not remeasured. Any gain or loss arising from the decrease in interest is recognised in profit or loss. Any gains or losses previously recognised in other comprehensive income are also reclassified proportionately to the profit or loss if that gain or loss would be required to be reclassified to profit or loss on the disposal of the related assets or liabilities.



## NOTES TO THE FINANCIAL STATEMENTS

FOR THE FINANCIAL YEAR ENDED 30 APRIL 2024 (CONTINUED)

### 3. MATERIAL ACCOUNTING POLICY INFORMATION (CONTINUED)

#### 3.1 Basis of consolidation (continued)

##### (d) Transactions eliminated on consolidation

Intra-group balances and transactions, and any unrealised income and expenses arising from intra-group transactions are eliminated in preparing the consolidated financial statements.

Unrealised gains arising from transactions with equity-accounted associates and joint ventures are eliminated against the investment to the extent of the Group's interest in the investee. Unrealised losses are eliminated in the same way as unrealised gains, but only to the extent that there is no evidence of impairment.

#### 3.2 Separate financial statements

In the Company's statement of financial position, investment in subsidiaries is measured at cost less any accumulated impairment losses, unless the investment is classified as held for sale or distribution. The cost of investment includes transaction costs. The policy for the recognition and measurement of impairment losses shall be applied on the same basis as would be required for impairment of non-financial assets as disclosed in Note 3.9(b).

#### 3.3 Financial instruments

Financial instruments are recognised in the statements of financial position when, and only when, the Group and the Company become a party to the contractual provisions of the financial instrument.

Except for the trade receivables that do not contain a significant financing component or for which the Group and the Company have applied the practical expedient, the financial instruments are recognised initially at its fair value plus or minus, in the case of a financial asset or financial liability not at fair value through profit or loss, transaction costs that are directly attributable to the acquisition or issue of the financial asset and financial liability.

Transaction costs of financial assets carried at fair value through profit or loss are expensed in profit or loss. Trade receivables that do not contain a significant financing component or for which the Group and the Company have applied the practical expedient are measured at the transaction price determined under MFRS 15: Revenue from Contracts with Customers.

An embedded derivative is recognised separately from the host contract and accounted for as a derivative if, and only if, it is not closely related to the economic characteristics and risks of the host contract; it is a separate instrument with the same terms as the embedded derivative would meet the definition of a derivative; and the hybrid contract is not measured at fair value through profit or loss. The host contract, in the event an embedded derivative is recognised separately, is accounted for in accordance with the policy applicable to the nature of the host contract.

A derivative embedded within a hybrid contract containing a financial asset host is not accounted for separately. The financial asset host together with the embedded derivative is required to be classified in its entirety as a financial asset at fair value through profit or loss.

## NOTES TO THE FINANCIAL STATEMENTS

FOR THE FINANCIAL YEAR ENDED 30 APRIL 2024 (CONTINUED)

### 3. MATERIAL ACCOUNTING POLICY INFORMATION (CONTINUED)

#### 3.3 Financial instruments (continued)

##### (a) Subsequent measurement

The Group and the Company categorise the financial instruments as follows:

##### (i) Financial assets

For the purposes of subsequent measurement, financial assets are classified in two categories:

- Financial assets at amortised cost; and
- Financial assets at fair value through profit or loss

The classification depends on the entity's business model for managing the financial assets and the contractual cash flows characteristics of the financial assets.

The Group and the Company reclassify financial assets when and only when their business models for managing those assets change.

##### Debt instruments

Subsequent measurement of debt instruments depends on the Group's and the Company's business model for managing the asset and the cash flow characteristics of the asset. The measurement category into which the Group and the Company classify their debt instruments:

- **Amortised cost**

Financial assets that are held for collection of contractual cash flows and those cash flows represent solely payments of principal and interest are measured at amortised cost. Financial assets at amortised cost are subsequently measured using the effective interest method and are subject to impairment. The policy for the recognition and measurement of impairment losses is in accordance with Note 3.9(a). Gains and losses are recognised in profit or loss when the financial asset is derecognised, modified or impaired.

- **Fair value through profit or loss ("FVPL")**

Financial assets at FVPL include financial assets held for trading, financial assets designated upon initial recognition at fair value through profit or loss, or financial assets mandatorily required to be measured at fair value. Financial assets are classified as held for trading if they are acquired for the purpose of selling or repurchasing in the near term. Derivatives, including separated embedded derivatives, are also classified as held for trading unless they are designated as effective hedging instruments. Financial assets with cash flows that are not solely payments of principal and interest are classified and measured at fair value through profit or loss, irrespective of the business model. Notwithstanding the criteria for debt instruments to be classified at amortised cost, as described above, debt instruments may be designated at fair value through profit or loss on initial recognition if doing so eliminates, or significantly reduces, an accounting mismatch.

Financial assets at fair value through profit or loss are carried in the statements of financial position at fair value with net changes in fair value recognised in the profit or loss.



## NOTES TO THE FINANCIAL STATEMENTS

FOR THE FINANCIAL YEAR ENDED 30 APRIL 2024 (CONTINUED)

### 3. MATERIAL ACCOUNTING POLICY INFORMATION (CONTINUED)

#### 3.3 Financial instruments (continued)

##### (a) Subsequent measurement (continued)

###### (ii) Financial liabilities

The Group and the Company classify their financial liabilities at amortised cost.

Subsequent to initial recognition, all financial liabilities are measured at amortised cost using effective interest method. Gains and losses are recognised in profit or loss when the financial liabilities are derecognised and through the amortisation process.

##### (b) Financial guarantee contracts

A financial guarantee contract is a contract that requires the issuer to make specified payments to reimburse the holder for a loss it incurs because a specified debtor fails to make payment when due in accordance with the original or modified terms of a debt instrument.

Financial guarantee contracts are recognised initially as a liability at fair value, net of transaction costs that are directly attributable to the issuance of the guarantee. Subsequent to initial recognition, the liability is measured at the higher of the amount of the loss allowance determined in accordance with Section 5.5 of MFRS 9 and the amount initially recognised, when appropriate, the cumulative amount of income recognised in accordance with the principles of MFRS 15.

##### (c) Regular way purchase or sale of financial assets

A regular way purchase or sale is a purchase or sale of a financial asset under a contract whose terms require delivery of the asset within the time frame established generally by regulation or convention in the marketplace concerned.

A regular way purchase or sale of financial assets is recognised and derecognised, as applicable, using trade date accounting (i.e. the date the Group and the Company commit themselves to purchase or sell an asset).

Trade date accounting refers to:

- (i) the recognition of an asset to be received and the liability to pay for it on the trade date; and
- (ii) derecognition of an asset that is sold, recognition of any gain or loss on disposal and the recognition of a receivable from the buyer for payment on the trade date.

Generally, interest does not start to accrue on the asset and corresponding liability until the settlement date when title passes.

## NOTES TO THE FINANCIAL STATEMENTS

FOR THE FINANCIAL YEAR ENDED 30 APRIL 2024 (CONTINUED)

### 3. MATERIAL ACCOUNTING POLICY INFORMATION (CONTINUED)

#### 3.3 Financial instruments (continued)

##### (d) Derecognition

A financial asset or a part of it is derecognised when, and only when:

- (i) the contractual rights to receive cash flows from the financial asset expire; or
- (ii) the Group and the Company have transferred their rights to receive cash flows from the asset or have assumed an obligation to pay the received cash flows in full without material delay to a third party; and either (a) the Group and the Company have transferred substantially all the risks and rewards of the asset, or (b) the Group and the Company have neither transferred nor retained substantially all the risks and rewards of the asset, but have transferred control of the asset.

The Group and the Company evaluate if, and to what extent, they have retained the risks and rewards of ownership. When they have neither transferred nor retained substantially all of the risks and rewards of the asset, nor transferred control of the asset, the Group and the Company continue to recognise the transferred asset to the extent of their continuing involvement. In that case, the Group and the Company also recognise an associated liability. The transferred asset and the associated liability are measured on a basis that reflects the rights and obligations that the Group and the Company have retained.

Continuing involvement that takes the form of a guarantee over the transferred asset is measured at the lower of the original carrying amount of the asset and the maximum amount of consideration that the Group and the Company could be required to repay.

On derecognition of a financial asset, the difference between the carrying amount (measured at the date of derecognition) and the consideration received (including any new asset obtained less any new liability assumed) is recognised in profit or loss.

A financial liability or a part of it is derecognised when, and only when, the obligation specified in the contract is discharged, cancelled or expired. On derecognition of a financial liability, the difference between the carrying amount and the consideration paid, including any non-cash assets transferred or liabilities assumed, is recognised in profit or loss.

##### (e) Offsetting of financial instruments

Financial assets and financial liabilities are offset and the net amount is presented in the statements of financial position if there is a currently enforceable legal right to offset the recognised amounts and there is an intention to settle on a net basis, to realise the assets and settle the liabilities simultaneously.

In accounting for a transfer of a financial asset that does not qualify for derecognition, the entity shall not offset the transferred asset and the associated liability.





## NOTES TO THE FINANCIAL STATEMENTS

FOR THE FINANCIAL YEAR ENDED 30 APRIL 2024 (CONTINUED)

### 3. MATERIAL ACCOUNTING POLICY INFORMATION (CONTINUED)

#### 3.4 Plant and equipment

##### (a) Recognition and measurement

Plant and equipment are measured at cost less accumulated depreciation and any accumulated impairment losses. The policy for the recognition and measurement of impairment losses is in accordance with Note 3.9(b).

Capital work-in-progress consists of expenditure incurred on construction of plant and equipment which take a substantial period of time to be ready for their intended use. This expenditure is stated at cost less accumulated impairment losses, if any. Upon completion of construction, the cost will be reclassified to the respective plant and equipment and depreciated according to the depreciation policy of the Group and of the Company.

Cost of assets includes expenditures that are directly attributable to the acquisition of the asset and any other costs that are directly attributable to bringing the asset to working condition for its intended use, and the costs of dismantling and removing the items and restoring the site on which they are located. The cost of self-constructed assets also includes cost of materials, direct labour, and any other direct attributable costs but excludes internal profits. For qualifying assets, borrowing costs are capitalised in accordance with the accounting policy on borrowing costs in Note 3.15.

When significant parts of an item of plant and equipment have different useful lives, they are accounted for as separate items of plant and equipment.

##### (b) Subsequent costs

The cost of replacing a part of an item of plant and equipment, is included in the asset's carrying amount or recognised as a separate asset, as appropriate, only when it is probable that the future economic benefits associated with the part will flow to the Group or to the Company and its cost can be measured reliably. The carrying amount of the replaced part is derecognised. All other repairs and maintenance are charged to profit or loss as incurred.

##### (c) Depreciation

Assets under construction included in plant and equipment are not depreciated as these assets are not yet available for use.

All other plant and equipment are depreciated on a straight-line basis by allocating their depreciable amounts over their remaining useful lives.

|   | Useful lives (years) |
|---|----------------------|
| Machinery, furniture and site equipment | 5                    |
| Office equipment and renovation         | 5 - 10               |
| Motor vehicles                          | 5                    |
| Computer and peripherals                | 3 - 5                |
| Solar plant                             | 30                   |

The residual values, useful lives and depreciation methods are reviewed at the end of each reporting period and adjusted as appropriate.

## NOTES TO THE FINANCIAL STATEMENTS

FOR THE FINANCIAL YEAR ENDED 30 APRIL 2024 (CONTINUED)

### 3. MATERIAL ACCOUNTING POLICY INFORMATION (CONTINUED)

#### 3.4 Plant and equipment (continued)

##### (d) Derecognition

An item of plant and equipment is derecognised upon disposal or when no future economic benefits are expected from its use or disposal. Any gain or loss arising on derecognition of the asset is recognised in profit or loss.

#### 3.5 Leases

##### (a) Definition of lease

At inception of a contract, the Group and the Company assess whether a contract is, or contains, a lease. A contract is, or contains, a lease if the contract conveys the right to control the use of an identified asset for a period of time in exchange for consideration. To assess whether a contract conveys the right to control the use of an identified asset, the Group and the Company assess whether:

- the contract involves the use of an identified asset;
- the Group and the Company have the right to obtain substantially all of the economic benefits from use of the asset throughout the period of use; and
- the Group and the Company have the right to direct the use of the asset.

##### (b) Lessee accounting

At the lease commencement date, the Group and the Company recognise a right-of-use asset and a lease liability with respect to all lease agreements in which it is the lessee, except for short-term leases (defined as leases with a lease term of 12 months or less) and leases of low value assets.

The Group and the Company present right-of-use assets and lease liabilities as separate lines in the statements of financial position.

##### Right-of-use asset

The right-of-use asset is initially recognised at cost, which comprises the initial amount of the lease liability adjusted for any lease payments made at or before the commencement date, plus any initial direct costs incurred and an estimate of costs to dismantle and remove the underlying asset or to restore the underlying asset or the site on which it is located, less any lease incentives received.

The right-of-use asset is subsequently measured at cost less accumulated depreciation and any accumulated impairment losses, and adjust for any remeasurement of the lease liabilities. The right-of-use asset is depreciated using the straight-line method from the commencement date to the earlier of the end of the useful life of the right-of-use asset or the end of the lease term. If it expects to exercise a purchase option, the right-of-use asset is depreciated over the useful life of the underlying asset. The depreciation starts from the commencement date of the underlying asset. The policy for the recognition and measurement of impairment losses is in accordance with Note 3.9(b).



## NOTES TO THE FINANCIAL STATEMENTS

FOR THE FINANCIAL YEAR ENDED 30 APRIL 2024 (CONTINUED)

### 3. MATERIAL ACCOUNTING POLICY INFORMATION (CONTINUED)

#### 3.5 Leases (continued)

##### (b) Lessee accounting (continued)

###### Lease liability

The lease liability is initially measured at the present value of the lease payments that are not paid at the commencement date, discounted by using the rate implicit in the lease. If this rate cannot be readily determined, the Group and the Company use their incremental borrowing rate.

Lease payments included in the measurement of the lease liability comprise:

- fixed lease payments (including in-substance fixed payments), less any lease incentives;
- variable lease payments that depend on an index or rate, initially measured using the index or rate at the commencement date;
- the amount expected to be payable by the lessee under residual value guarantees;
- the exercise price of a purchase option, if the lessee is reasonably certain to exercise that option; and
- payments of penalties for terminating the lease, if the lease term reflects the lessee exercising an option to terminate the lease.

The lease liability is subsequently measured by increasing the carrying amount to reflect interest on the lease liability and by reducing the carrying amount to reflect the lease payments made.

The Group and the Company remeasure the lease liability (and makes a corresponding adjustment to the related right-of-use asset) whenever:

- the lease term has changed or there is a change in the assessment of exercise of a purchase option, in which case the lease liability is remeasured by discounting the revised lease payments using a revised discount rate.
- the lease payments change due to changes in an index or rate or a change in expected payment under a guaranteed residual value, whichever the case may be the lease liability is remeasured by discounting the revised lease payments using the initial discount rate (unless the lease payments change is due to a change in a floating interest rate, in this case a revised discount rate is used).
- a lease contract is modified and the lease modification is not accounted for as a separate lease, in this case the lease liability is remeasured by discounting the revised lease payments using a revised discount rate.

Variable lease payments that do not depend on an index or a rate are not included in the measurement of the lease liability and the right-of-use asset. The related payments are recognised as an expense in the period in which the event or condition that triggers those payments occurs and are included in the line "other expenses" in the statements of comprehensive income.

The Group and the Company have elected not to separate non-lease components and account for the lease and non-lease components as a single lease component.

###### Short-term leases and leases of low value assets

The Group and the Company have elected not to recognise right-of-use assets and lease liabilities for short-term leases and leases of low value assets. The Group and the Company recognise the lease payments as an operating expense on a straight-line basis over the term of the lease unless another systematic basis is more representative of the time pattern in which economic benefits from the leased asset are consumed.

## NOTES TO THE FINANCIAL STATEMENTS

FOR THE FINANCIAL YEAR ENDED 30 APRIL 2024 (CONTINUED)

### 3. MATERIAL ACCOUNTING POLICY INFORMATION (CONTINUED)

#### 3.6 Goodwill and other intangible assets

##### (a) Intangible asset recognised pursuant to IC Interpretation 12: Service Concession Arrangements (“IC 12”)

Intangible asset comprising concession rights (intangible asset model, as defined in IC 12) is stated as cost less accumulated amortisation and impairment losses.

Intangible asset is amortised during the year as the concession asset commenced operation on 14 December 2022. The amortisation begins when the concession asset is completed and ready for it to be capable of operating in the manner intended by management. The Group amortises the intangible asset to the end of the estimated useful life of the intangible asset, which is determined at 18 years expiring in year of 2041.

At end of each reporting period, the Group assesses whether there is any indication of impairment. If such indication exists, the carrying amount is assessed and written down immediately to its recoverable amount.

The intangible asset model, as defined in IC 12, applies to service concession arrangements where the grantor has not provided a contractual guarantee in respect of the amount receivable for constructing and operating the asset. Under this model, during construction or upgrade phase, the Group records an intangible asset representing the right to charge users of the public service and recognised profits from the construction or upgrade of the public service infrastructure. Income and expenses associated with construction contracts are recognised in accordance with MFRS 15: Revenue from Contracts with Customers.

Borrowing costs incurred in connection with an arrangement falling within the scope of IC 12 will be expensed as incurred, unless the Group recognises an intangible asset under the interpretation. In this case, borrowing costs are capitalised in accordance with the general rules of MFRS 123: Borrowing Costs.

##### (b) Development expenditure

Research expenditures are recognised in profit or loss as incurred.

An intangible asset arising from development is recognised when the following criterias are met:

- it is technically feasible to complete the intangible asset so that it will be available for use or sale;
- management intends to complete the intangible asset and use or sell it;
- there is an ability to use or sell the asset;
- it can be demonstrated how the intangible asset will generate probable future economic benefits;
- adequate resources to complete the development and to use or sell the intangible asset are available; and
- the expenditures attributable to the intangible asset during its development can be reliably measured.

Other development costs that do not meet these criterias are recognised in profit or loss as incurred. Development costs previously recognised as an expense are not recognised as an intangible asset in a subsequent period.

Capitalised development costs are measured at cost less accumulated amortisation and accumulated impairment losses. The policy for the recognition and measurement of impairment losses is in accordance with Note 3.9(b).

The development expenditure is amortised on a straight-line basis over its useful life ranging from two to three years from the point at which the asset is ready for sale or use. In the event that the expected future economic benefits are no longer probable of being recovered, the development expenditure is written down to its recoverable amount.



## NOTES TO THE FINANCIAL STATEMENTS

FOR THE FINANCIAL YEAR ENDED 30 APRIL 2024 (CONTINUED)

### 3. MATERIAL ACCOUNTING POLICY INFORMATION (CONTINUED)

#### 3.6 Goodwill and other intangible assets (continued)

##### (b) Development expenditure (continued)

The amortisation method, useful lives and residual value are reviewed, and adjusted if appropriate, at the end of each reporting period.

##### (c) Goodwill

Goodwill arising from business combinations is initially measured at cost, being the excess of the aggregate of the consideration transferred and the amount recognised for non-controlling interests, and any previous interest held, over the net identifiable assets acquired and liabilities assumed. After initial recognition, goodwill is measured at cost less any accumulated impairment losses. The policy for the recognition and measurement of impairment losses is in accordance with Note 3.9(b).

In respect of equity-accounted associates, goodwill is included in the carrying amount of the investment and is not tested for impairment individually. Instead, the entire carrying amount of the investment is tested for impairment as a single asset when there is objective evidence of impairment.

##### (d) Club membership

Club membership that are acquired by the Group and the Company, which is measured at cost less any accumulated impairment losses. The policy for the recognition and measurement of impairment losses is in accordance with Note 3.9(b).

#### 3.7 Contract assets

Contract asset is the right to consideration for goods or services transferred to the customers when that right is conditioned on something other than the passage of time (for example, the Group's and the Company's future performance). The policy for the recognition and measurement of impairment losses is in accordance with Note 3.9(a).

#### 3.8 Cash and cash equivalents

For the purpose of the statements of cash flows, cash and cash equivalents comprise cash on hand, bank balances, deposits and other short-term, highly liquid investments with a maturity of three months or less, that are readily convertible to known amount of cash and are subject to an insignificant risk of changes in value. Cash and cash equivalents are presented net of bank overdrafts.

#### 3.9 Impairment of assets

##### (a) Impairment of financial assets and contract assets

Financial assets measured at amortised cost, contract assets and financial guarantee contracts will be subject to the impairment requirement in MFRS 9: Financial Instruments which is related to the accounting for expected credit losses on the financial assets. Expected credit losses are the weighted average of credit losses with the respective risks of a default occurring as the weights.

## NOTES TO THE FINANCIAL STATEMENTS

FOR THE FINANCIAL YEAR ENDED 30 APRIL 2024 (CONTINUED)

### 3. MATERIAL ACCOUNTING POLICY INFORMATION (CONTINUED)

#### 3.9 Impairment of assets (continued)

##### (a) Impairment of financial assets and contract assets (continued)

The Group and the Company measure loss allowance at an amount equal to lifetime expected credit losses, except for the following, which are measured as 12-month expected credit losses:

- debt securities that are determined to have low credit risk at the reporting date; and
- other debt securities and bank balances for which credit risk (i.e. risk of default occurring over the expected life of the financial instrument) has not increased significantly since initial recognition.

For trade receivables and contract assets, the Group and the Company apply the simplified approach permitted by MFRS 9 to measure the loss allowance at an amount equal to lifetime expected credit losses.

When determining whether the credit risk of a financial asset has increased significantly since initial recognition and when estimating expected credit loss, the Group and the Company consider reasonable and supportable information that is relevant and available without undue cost or effort. This includes both quantitative and qualitative information and analysis, based on the Group's and the Company's historical experience and informed credit assessment and including forward-looking information.

The Group and the Company assume that the credit risk on a financial asset has increased significantly if it is more than 90 days past due.

The Group and the Company consider a financial asset to be in default when:

- the borrower is unable to pay its credit obligations to the Company in full, without taking into account any credit enhancements held by the Group and the Company; or
- the contractual payment of the financial asset is more than 90 days past due unless the Group or the Company has reasonable and supportable information to demonstrate that a more lagging default criterion is more appropriate.

Lifetime expected credit losses are the expected credit losses that result from all possible default events over the expected life of a financial instrument.

12-month expected credit losses are the portion of lifetime expected credit losses that represent the expected credit losses that result from default events on a financial instrument that are possible within the 12 months after the reporting date.

The maximum period considered when estimating expected credit losses is the maximum contractual period over which the Group and the Company are exposed to credit risk.

Expected credit losses are a probability-weighted estimate of credit losses (i.e. the present value of all cash shortfalls) over the expected life of the financial instrument. A cash shortfall is the difference between the cash flows that are due to an entity in accordance with the contract and the cash flows that the entity expects to receive.

Expected credit losses are discounted at the effective interest rate of the financial assets.





## NOTES TO THE FINANCIAL STATEMENTS

FOR THE FINANCIAL YEAR ENDED 30 APRIL 2024 (CONTINUED)

### 3. MATERIAL ACCOUNTING POLICY INFORMATION (CONTINUED)

#### 3.9 Impairment of assets (continued)

##### (a) Impairment of financial assets and contract assets (continued)

At each reporting date, the Group and the Company assess whether financial assets carried at amortised cost and contract assets are credit-impaired. A financial asset is credit-impaired when one or more events that have a detrimental impact on the estimated future cash flows of that financial asset have occurred. Evidence that a financial asset is credit-impaired include observable data about the following events:

- significant financial difficulty of the debtor;
- a breach of contract, such as a default of past due event;
- the lender(s) of the debtor, for economic or contractual reasons relating to the debtor's financial difficulty, having granted to the debtor a concession(s) that the lender(s) would not otherwise consider; or
- it is becoming probable that the debtor will enter bankruptcy or other financial reorganisation.

The amount of expected credit losses (or reversal) shall be recognised in profit or loss, as an impairment gain or loss.

The gross carrying amount of a financial asset is written off (either partially or in full) to the extent that there is no realistic prospect of recovery. This is generally the case when the Group and the Company determine that the debtor does not have assets or source of income that could generate sufficient cash flows to repay the amounts subject to the write-off. However, financial assets that are written off could still be subject to enforcement activities in order to comply with the Group's and the Company's procedure for recovery of amounts due.

##### (b) Impairment of non-financial assets

The carrying amounts of non-financial assets (except for inventories, contract assets and deferred tax assets) are reviewed at the end of each reporting period to determine whether there is any indication of impairment. If any such indication exists, the Group and the Company make an estimate of the asset's recoverable amount. For goodwill and intangible assets that have indefinite useful life and are not yet available for use, the recoverable amount is estimated at each reporting date.

For the purpose of impairment testing, assets are grouped together into the smallest group of assets that generates cash inflows from continuing use that are largely independent of the cash inflows of non-financial assets or cash-generating units ("CGUs"). Subject to an operating segment ceiling test, for the purpose of goodwill impairment testing, CGUs to which goodwill has been allocated are aggregated so that the level at which impairment testing is performed reflects the lowest level at which goodwill is monitored for internal reporting purposes. The goodwill acquired in a business combination, for the purpose of impairment testing, is allocated to a CGU or a group of CGUs that are expected to benefit from the synergies of business combination.

The recoverable amount of an asset or a CGU is the higher of its fair value less costs of disposal and its value-in-use. In assessing value-in-use, the estimated future cash flows are discounted to their present value using a pre-tax discount rate that reflects current market assessments of the time value of money and the risks specific to the asset or CGU. In determining the fair value less costs of disposal, recent market transactions are taken into account. If no such transactions can be identified, an appropriate valuation model is used.

## NOTES TO THE FINANCIAL STATEMENTS

FOR THE FINANCIAL YEAR ENDED 30 APRIL 2024 (CONTINUED)

### 3. MATERIAL ACCOUNTING POLICY INFORMATION (CONTINUED)

#### 3.9 Impairment of assets (continued)

##### (b) Impairment of non-financial assets (continued)

Where the carrying amount of an asset exceeds its recoverable amount, the carrying amount of asset is reduced to its recoverable amount. Impairment losses recognised in respect of a CGU or groups of CGUs are allocated first to reduce the carrying amount of any goodwill allocated to those units or groups of units and then, to reduce the carrying amount of the other assets in the unit or groups of units on a pro-rata basis.

Impairment losses are recognised in profit or loss, except for assets that were previously revalued with the revaluation surplus recognised in other comprehensive income. In the latter case, the impairment is recognised in other comprehensive income up to the amount of any previous revaluation.

Impairment losses in respect of goodwill are not reversed. For other assets, an assessment is made at each reporting date as to whether there is any indication that previously recognised impairment losses may no longer exist or may have decreased. An impairment loss is reversed only if there has been a change in the estimates used to determine the assets recoverable amount since the last impairment loss was recognised. Reversal of impairment loss is restricted by the asset's carrying amount that would have been determined had no impairment loss been recognised for the asset in prior years. Such reversal is recognised in profit or loss unless the asset is measured at revalued amount, in which case the reversal is treated as a revaluation increase.

#### 3.10 Share capital

##### (a) Ordinary shares

Ordinary shares are equity instruments. An equity instrument is a contract that evidences a residual interest in the assets of the Company after deducting all of its liabilities. Ordinary shares are recorded at the proceeds received, net of directly attributable incremental transaction costs. Dividends on ordinary shares are recognised in equity in the period in which they are declared.

##### (b) Perpetual sukuk ("Sukuk Musharakah")

Perpetual sukuk is classified as equity instruments as there is no contractual obligation to redeem the instrument. Cost directly attributable to the issuance of the instrument, net of tax, are treated as a deduction from the proceeds.

Perpetual sukuk holders' entitlement is accounted for as a distribution recognised in the statement of changes in equity in the period in which it is declared.

##### (c) Treasury shares

When share capital recognised as equity is repurchased, the amount of consideration paid is recognised directly in equity. Repurchased shares that have not been cancelled including any attributable transaction costs are classified as treasury shares and presented as a deduction from total equity.

When treasury shares are sold or reissued subsequently, the difference between the sales consideration and the carrying amount is presented as a movement in equity.



## NOTES TO THE FINANCIAL STATEMENTS

FOR THE FINANCIAL YEAR ENDED 30 APRIL 2024 (CONTINUED)

### 3. MATERIAL ACCOUNTING POLICY INFORMATION (CONTINUED)

#### 3.11 Employee benefits

##### (a) Short-term employee benefits

Short-term employee benefit obligations in respect of wages, salaries, social security contributions, annual bonuses, paid annual leave, sick leave and non-monetary benefits are recognised as an expense in the financial year where the employees have rendered their services to the Group and to the Company.

##### (b) Defined contribution plan

As required by law, the Group and the Company contribute to the Employees Provident Fund, the national defined contribution plan. Such contributions are recognised as an expense in the profit or loss in the period in which the employees render their services.

#### 3.12 Share-based payments

##### Equity-settled share-based payment

The cost of equity-settled share-based payment is determined by the fair value at the date when the grant is made using an appropriate valuation model. Details regarding the determination of the fair value of equity-settled share-based payments are set out in Note 17.

The fair value determined at the grant date of the equity-settled share-based payments is expensed on a straight-line basis over the vesting period, based on the Company's estimate of equity instruments that will eventually vest, with a corresponding increase in equity. At the end of each reporting period, the Company revises its estimate of the number of equity instruments expected to vest. The impact of the revision of the original estimates, if any, is recognised in profit or loss such that the cumulative expense reflects the revised estimate, with a corresponding adjustment to the employee share option reserve.

#### 3.13 Provisions

Provisions are recognised when the Group and the Company have a present obligation (legal or constructive) as a result of a past event, it is probable that an outflow of economic resources will be required to settle the obligation and the amount of the obligation can be estimated reliably.

If the effect of the time value of money is material, provisions that are determined based on the expected future cash flows to settle the obligation are discounted using a current pre-tax rate that reflects current market assessments of the time value of money and the risks specific to the liability. When discounting is used, the increase in the provisions due to passage of time is recognised as finance costs.

Provisions are reviewed at each reporting date and adjusted to reflect the current best estimate. If it is no longer probable that an outflow of economic resources will be required to settle the obligation, the provision is reversed.

## NOTES TO THE FINANCIAL STATEMENTS

FOR THE FINANCIAL YEAR ENDED 30 APRIL 2024 (CONTINUED)

### 3. MATERIAL ACCOUNTING POLICY INFORMATION (CONTINUED)

#### 3.14 Revenue and other income

The Group and the Company recognise revenue that depict the transfer of promised goods or services to customers in an amount that reflects the consideration to which the Group and the Company expect to be entitled in exchange for those goods or services.

Revenue recognition of the Group and of the Company are applied for each contract with a customer or a combination of contracts with the same customer (or related parties of the customer).

Revenue from sale of goods are recognised at a point in time when control of the products has been transferred, being when the customer accepts the delivery of the goods.

A receivable is recognised when the customer accepts the delivery of the goods as the consideration is unconditional other than the passage of time before the payment is due.

The Group and the Company measure revenue from sale of goods or services at its transaction price, being the amount of consideration to which the Group and the Company expect to be entitled in exchange for transferring promised good or service to a customer, excluding amounts collected on behalf of third parties, adjusted for the effects of any variable consideration, constraining estimates of variable consideration, significant financing components, non-cash consideration and consideration payable to customer. If the transaction price includes variable consideration, the Group and the Company use the expected value method by estimating the sum of probability-weighted amounts in a range or possible consideration amounts, or the most likely outcome method, depending on which method the Group and the Company expect to better predict the amount of consideration to which it is entitled.

For contract with separate performance obligations, the transaction price is allocated to the separate performance obligations on the relative stand-alone selling price basis. If the stand-alone selling price is not directly observable, the Group and the Company estimate it by using the costs plus margin approach.

Revenue from contracts with customers is recognised by reference to each distinct performance obligation in the contract with customer, i.e. when or as a performance obligation in the contract with customer is satisfied. A performance obligation is satisfied when or as the customer obtains control of the good or service underlying the particular performance obligation, which the performance obligation may be satisfied at a point in time or over time.

A contract modification is a change in the scope or price (or both) of a contract that is approved by the parties to the contract. A modification exists when the change either creates new or changes existing enforceable rights and obligations of the parties to the contract. The Group and the Company have assessed the type of modification and accounted for as either creates a separate new contract, terminates the existing contract and creation of a new contract; or forms a part of the existing contracts.

#### 3.14.1 Renewable energy, construction and engineering, green technology and environmental services, waste management and WTE contracts

##### (a) Renewable energy, construction and engineering, waste management and WTE contract

The Group involves in the renewable energy, construction and engineering, waste management and WTE contracts with customers. Renewable energy, construction and engineering, waste management and WTE service contracts comprise multiple deliverables that require significant integration service and therefore accounted as a single performance obligation.



## NOTES TO THE FINANCIAL STATEMENTS

FOR THE FINANCIAL YEAR ENDED 30 APRIL 2024 (CONTINUED)

### 3. MATERIAL ACCOUNTING POLICY INFORMATION (CONTINUED)

#### 3.14 Revenue and other income (continued)

##### 3.14.1 Renewable energy, construction and engineering, green technology and environmental services, waste management and WTE contracts (continued)

###### (a) Renewable energy, construction and engineering, waste management and WTE contract (continued)

Under the terms of the contracts, control is transferred over time as the Group create or enhance an asset that the customer controls as the asset is created or enhanced. Revenue is recognised over the period of the contract by reference to the progress towards complete satisfaction of that performance obligation. The progress towards complete satisfaction of a performance obligation is determined by the proportion of construction costs incurred for work performed to date over the estimated total construction costs (an input method).

Sales are made with a credit term from 30 to 90 days, which is consistent with market practice, therefore, no element of financing is deemed present. The Group becomes entitled to invoice customers based on achieving a series of performance-related milestones.

The Group recognised a contract asset for any excess of revenue recognised to date over the billings-to-date. Any amount previously recognised as a contract asset is reclassified to trade receivables at the point when invoice is issued or timing for billing is due to passage of time. If the milestone billing exceeds the revenue recognised to date and any deposit or advances received from customers then the Group recognises a contract liability for the difference.

The defect liability period of the Group ranges between 12 and 36 months.

###### (b) Sale of electricity generated from renewable energy park

The performance obligation to deliver electricity is satisfied over time as the customers simultaneously received and consumed the benefits provided by the Group. Hence, sale of electricity is recognised over time by the Group when electricity is consumed by customers. The revenue recognised is the amount to which the Group has a right to invoice as it corresponds directly with the value to the customer of the Group's performance that is completed to date. This revenue also includes an estimated value of the electricity delivered from the date of their last meter reading and period end.

###### (c) Green technology and environmental services

Revenue from a contract to provide services is recognised over time as the services are rendered because the customer receives and uses the benefits simultaneously. This is determined based on the time elapsed (output method).

###### (d) Sale of goods

Revenue from sale of goods is recognised at the point in time upon delivery of products and customer's acceptance.

###### (e) Tipping fees

Revenue from tipping fees is recognised at the point in time upon collection of waste pursuant to the relevant concession agreement.

## NOTES TO THE FINANCIAL STATEMENTS

FOR THE FINANCIAL YEAR ENDED 30 APRIL 2024 (CONTINUED)

### 3. MATERIAL ACCOUNTING POLICY INFORMATION (CONTINUED)

#### 3.14 Revenue and other income (continued)

##### 3.14.2 Significant financing component in the contracts with customers

In determining the transaction price, the promised amount of consideration is adjusted for the effects of the time value of money if the timing of payments agreed to by the parties to the contract (either explicitly or implicitly) provides the customer or the entity with a significant benefit of financing the transfer of goods or services to the customer.

The Group has applied the practical expedient for not to adjust the promised amount of consideration for the effects of a significant financing components if the Group expects that the period between the transfer of the promised goods or services to the customer and payment by the customer will be one year or less.

##### 3.14.3 Management fees

Management fees is recognised at a point in time when services are rendered.

##### 3.14.4 Interest income

Interest income is recognised using the effective interest method.

##### 3.14.5 Dividend income

Dividend income is recognised when the right to receive payment is established.

#### 3.15 Borrowing costs

Borrowing costs are interests and other costs that the Group and the Company incur in connection with borrowing of funds.

Borrowing costs that are not directly attributable to the acquisition, construction or production of a qualifying asset are recognised in profit or loss using the effective interest method.

Borrowing costs that are directly attributable to the acquisition, construction or production of qualifying assets, which are assets that necessarily taking a substantial period of time to get ready for their intended use or sale, are capitalised as part of the cost of those assets, until such time as the assets are substantially ready for their intended use or sale.

The Group and the Company begin capitalising borrowing costs when the Group and the Company have incurred the expenditures for the asset, as well as the related borrowing costs and have undertaken activities that are necessary to prepare the asset for its intended use or sale.

Investment income earned on the temporary investment of specific borrowings pending their expenditure on qualifying assets is deducted from the borrowing costs eligible for capitalisation.





## NOTES TO THE FINANCIAL STATEMENTS

FOR THE FINANCIAL YEAR ENDED 30 APRIL 2024 (CONTINUED)

### 3. MATERIAL ACCOUNTING POLICY INFORMATION (CONTINUED)

#### 3.16 Income tax

Income tax expense in profit or loss comprises current and deferred tax. Current and deferred tax are recognised in profit or loss except to the extent that it relates to a business combination or items recognised directly in equity or other comprehensive income.

##### (a) Current tax

Current tax is the expected taxes payable or receivable on the taxable income or loss for the financial year, using the tax rates that have been enacted or substantively enacted by the end of the reporting period, and any adjustment to tax payable in respect of previous financial years.

##### (b) Deferred tax

Deferred tax is recognised using the liability method on temporary differences at the reporting date between the tax bases of assets and liabilities and their carrying amounts in the statements of financial position. Deferred tax liabilities are generally recognised for all taxable temporary differences. Deferred tax assets are generally recognised for all deductible temporary differences, unabsorbed tax losses and unused tax credits, to the extent that it is probable that future taxable profit will be available against which the deductible temporary differences, unabsorbed tax losses and unused tax credits can be utilised.

Deferred tax is not recognised if the temporary differences arise from the initial recognition of assets and liabilities in a transaction which is not a business combination and that affects neither the taxable profit nor the accounting profit. In addition, deferred tax liabilities are not recognised if the temporary difference arises from the initial recognition of goodwill.

Deferred tax liabilities are recognised for taxable temporary differences associated with investments in subsidiaries and associates, except where the Group is able to control the reversal timing of the temporary differences and it is probable that the temporary differences will not reverse in the foreseeable future. Deferred tax assets arising from deductible temporary differences associated with such investments and interests are only recognised to the extent that it is probable that there will be sufficient taxable profits against which to utilise the benefits of the temporary differences and they are expected to reverse in the foreseeable future.

The carrying amount of deferred tax assets is reviewed at each reporting date and reduced to the extent that it is no longer probable that sufficient taxable profit will be available to allow the benefit of part or all of that deferred tax asset to be utilised. Unrecognised deferred tax assets are reassessed at each reporting date and are recognised to the extent that it has become probable that future taxable profit will allow the deferred tax assets to be utilised.

Deferred tax is measured at the tax rates that are expected to apply in the period when the asset is realised or the liability is settled, based on tax rates and tax laws that have been enacted or substantively enacted at the reporting date.

Deferred tax relating to items recognised outside profit or loss is recognised outside profit or loss. Deferred tax items are recognised in correlation to the underlying transaction either in other comprehensive income or directly in equity.

Deferred tax assets and deferred tax liabilities are offset if there is a legally enforceable right to offset current tax assets against current tax liabilities and when they relate to income taxes levied by the same taxation authority on the same taxable entity, or on different tax entities, but they intend to settle their income tax recoverable and income tax payable on a net basis or their tax assets and liabilities will be realised simultaneously.

## NOTES TO THE FINANCIAL STATEMENTS

FOR THE FINANCIAL YEAR ENDED 30 APRIL 2024 (CONTINUED)

### 3. MATERIAL ACCOUNTING POLICY INFORMATION (CONTINUED)

#### 3.16 Income tax (continued)

##### (c) Sales and service tax

Revenue, expenses and assets are recognised net of the amount of sales and service tax except:

- where the sales and service tax incurred in a purchase of assets or services is not recoverable from the taxation authority, in which case the sales and service tax is recognised as part of the cost of acquisition of the asset or as part of the expense item as applicable; and
- receivables and payables that are stated with the amount of sales tax included.

The net amount of sales and service tax recoverable from, or payable to, the taxation authority is included as part of receivables or payables in the statements of financial position.

##### (d) Zakat

This represents business zakat that is paid on the Group's and the Company's portion. It is an amount payable by the Group and the Company to comply with the rules and principles of Shariah.

#### 3.17 Earnings per share

The Group presents basic and diluted earnings per share ("EPS") data for its ordinary shares. Basic EPS is calculated by dividing the profit or loss attributable to ordinary shareholders of the Company by the weighted average number of ordinary shares outstanding during the period, adjusted for own shares held.

Diluted EPS is determined by adjusting the profit or loss attributable to ordinary shareholders and the weighted average number of ordinary shares outstanding, adjusted for own shares held, for the effects of all dilutive potential ordinary shares.

#### 3.18 Operating segments

Operating segments are reported in a manner consistent with the internal reporting provided to the chief operating decision-maker. The segment managers responsible for allocating resources and assessing performance of the operating segments, has been identified as the chief operating decision maker that makes strategic decisions.

#### 3.19 Fair value measurements

Fair value of an asset or a liability is determined as the price that would be received to sell an asset or paid to transfer a liability in an orderly transaction between market participants at the measurement date. The measurement assumes that the transaction to sell the asset or transfer the liability takes place either in the principal market or in the absence of a principal market, in the most advantageous market.

For a non-financial asset, the fair value measurement takes into account a market participant's ability to generate economic benefits by using the asset in its highest and best use or by selling it to another market participant that would use the asset in its highest and best use.



## NOTES TO THE FINANCIAL STATEMENTS

FOR THE FINANCIAL YEAR ENDED 30 APRIL 2024 (CONTINUED)

### 3. MATERIAL ACCOUNTING POLICY INFORMATION (CONTINUED)

#### 3.19 Fair value measurements (continued)

When measuring the fair value of an asset or a liability, the Group and the Company use observable market data as far as possible. Fair value is categorised into different levels in a fair value hierarchy based on the input used in the valuation technique as follows:

- Level 1: Quoted prices (unadjusted) in active markets for identical assets or liabilities that the Group and the Company can access at the measurement date.
- Level 2: Inputs other than quoted prices included within Level 1 that are observable for the asset or liability, either directly or indirectly.
- Level 3: Unobservable inputs for the asset or liability.

The Group and the Company recognise transfers between levels of the fair value hierarchy as of the date of the event or change in circumstances that caused the transfers.

#### 3.20 Contingencies

A contingent liability or asset is a possible obligation or asset that arises from past events and whose existence will be confirmed only by the occurrence or non-occurrence of uncertain future event(s) not wholly within the control of the Group and of the Company.

Contingent liability is also referred as a present obligation that arises from past events but is not recognised because:

- (a) it is not probable that an outflow of resources embodying economic benefits will be required to settle the obligation; or
- (b) the amount of the obligation cannot be measured with sufficient reliability.

Contingent liabilities and assets are not recognised in the statements of financial position.

#### 3.21 Related parties

Parties are considered to be related to the Group or to the Company if the Group or to the Company has the ability, directly or indirectly, to control the party or exercise significant influence over the party in making financial and operating decisions, or vice versa, or where the Group or the Company and the party are subject to common control or common significant influence. Related parties may be individual or other entities.

Key management personnel are defined as those persons having authority and responsibility for planning, directing and controlling the activities of the Group either directly or indirectly.

## NOTES TO THE FINANCIAL STATEMENTS

FOR THE FINANCIAL YEAR ENDED 30 APRIL 2024 (CONTINUED)

### 4. SIGNIFICANT ACCOUNTING JUDGEMENT AND ESTIMATES

The preparation of financial statements in conformity with MFRSs requires the use of certain critical accounting estimates and assumptions that affect the reported amounts of assets and liabilities and disclosures of contingent assets and liabilities at the date of the financial statements, and the reported amounts of the revenue and expenses during the reporting period. It also requires Directors to exercise their judgement in the process of applying the Group's and the Company's accounting policies. Although these estimates and judgement are based on the Directors' best knowledge of current events and actions, actual results may differ.

The areas involving a higher degree of judgement or complexity that have the most significant effect on the Group's and the Company's financial statements, or areas where assumptions and estimates that have a significant risk of resulting in a material adjustment to the Group and to the Company's financial statements within the next financial year are disclosed as follows:

#### (a) Depreciation of plant and equipment

The Group depreciates plant and equipment over their estimated useful lives after taking into account their estimated residual values, using the straight-line method. The estimated useful lives applied by the Group as disclosed in Note 3.4(c) reflect the Directors' estimates of the periods that the Group expects to derive future economic benefits from the use of the Group's plant and equipment. Technological advancements could impact the useful lives and the residual values of these assets, therefore future depreciation charges could be revised.

The carrying amount of plant and equipment as at reporting date is disclosed in Note 5.

#### (b) Impairment of plant and equipment

The Group carries out the impairment test based on a variety of estimation including the value-in-use of the cash-generating unit (CGU) to which the plant and equipment are allocated. Estimating the value-in-use requires the Group to make an estimate of the expected future cash flows from the CGU and also to choose a suitable discount rate in order to calculate the present value of those cash flows.

The carrying amount of plant and equipment as at reporting date is disclosed in Note 5.

#### (c) Impairment of intangible assets

The Group tests concession asset and development expenditure not yet available for use for impairment in accordance with its accounting policy. The Group makes an estimate of concession asset's and development expenditure's recoverable amounts based on the value-in-use calculation using the cash flow projections from financial budgets approved by the Directors covering the remaining period of the concession agreement and development expenditure.

Significant judgement is required in the estimation of the present value of future cash flows generated from the concession asset and development expenditure, which involve uncertainties and are significantly affected by assumptions used and judgement made regarding estimates of future cash flows and discount rate.

The carrying amount of intangible assets as at reporting date is disclosed in Note 7.



## NOTES TO THE FINANCIAL STATEMENTS

FOR THE FINANCIAL YEAR ENDED 30 APRIL 2024 (CONTINUED)

### 4. SIGNIFICANT ACCOUNTING JUDGEMENT AND ESTIMATES (CONTINUED)

#### (d) Impairment of investment in subsidiaries and associates

The investments are reviewed for impairment whenever events or changes in circumstances indicate that the carrying amount may not be recoverable in accordance with the accounting policy. If any such indication exists, the asset's recoverable amount is estimated to determine the amount of impairment loss. The Group and the Company carry out the impairment test based on a variety of estimations including value-in-use of the CGUs to which the investment in subsidiaries and associates are allocated to. Estimating the value-in-use requires the Group and the Company to make an estimate of the expected future cash flows from the CGU and also to choose a suitable discount rate in order to calculate the present value of those cash flows.

There could be further adjustments to the carrying value of the investments as at the reporting date as disclosed in Notes 8 and 9 should the going concern basis be inappropriate.

#### (e) Impairment of financial assets and contract assets

The impairment provisions for financial assets and contract assets are based on assumptions about risk of default and expected loss rate. The Group and the Company use judgement in making these assumptions and selecting inputs to the impairment calculation, based on the Group's and the Company's past history, existing market conditions as well as forward looking estimates at the end of each reporting period.

The carrying amounts of financial assets and contract assets are disclosed in Notes 12, 13 and 14.

#### (f) Revenue recognition for construction and engineering activities

The Group and the Company recognised construction and engineering activities revenue in profit or loss by using the progress towards complete satisfaction of performance obligation. The progress towards complete satisfaction of performance obligation is determined by the proportion that construction costs incurred for work performed to date over the estimated total construction costs.

Significant judgement is required in determining the progress towards complete satisfaction of performance obligation, the extent of the construction costs incurred, the estimated total construction revenue and costs, as well as the recoverability of the construction contracts projects. The estimated total revenue and costs are affected by a variety of uncertainties that depend on the outcome of future events.

#### (g) Income taxes

Judgement is involved in determining the provision for income taxes. There are certain transactions and computations for which the ultimate tax determination is uncertain during the ordinary course of business.

The Group and the Company recognise liabilities for tax based on estimates of whether additional taxes will be due. Where the final tax outcome of these matters is different from the amounts that were initially recognised, such differences will impact the income tax and deferred tax provisions in the period in which such determination is made.

The recognition of provision for income taxes for the Group and for the Company as at the reporting date are disclosed in Note 29.

## NOTES TO THE FINANCIAL STATEMENTS

FOR THE FINANCIAL YEAR ENDED 30 APRIL 2024 (CONTINUED)

### 4. SIGNIFICANT ACCOUNTING JUDGEMENT AND ESTIMATES (CONTINUED)

#### (h) Deferred tax assets

Deferred tax assets are recognised for all unabsorbed tax losses, unutilised capital allowances, unutilised investment tax allowances and other deductible temporary differences to the extent that it is probable that taxable profit will be available against which the unabsorbed tax losses, unutilised capital allowances, unutilised investment tax allowances and other deductible temporary differences can be utilised. Significant management judgement is required to determine the amount of deferred tax assets that can be recognised, based upon the likely timing and level of future taxable profits together with future tax planning strategies.

The carrying value of recognised and unrecognised deferred tax assets for the Group and for the Company as at the reporting date are disclosed in Note 11.

#### (i) Contingent liabilities

Recognition and measurement for contingent liabilities is based on management's view of the expected outcome of the contingencies after consulting legal counsel for litigation cases and experts, internal and external to the Group and to the Company, for matters in the ordinary course of business.

The Group's material litigations are disclosed in Note 36.

#### (j) Fair value estimates of certain financial instruments

The Group carries certain financial assets and liabilities at fair value, which required extensive use of accounting estimates and judgement. While significant components of fair value measurement were determined using verifiable objective evidence, the amount of changes in fair value will differ if the Group uses different valuation methodologies. Any changes in fair value of these assets and liabilities would affect profit or loss/equity.





## NOTES TO THE FINANCIAL STATEMENTS

FOR THE FINANCIAL YEAR ENDED 30 APRIL 2024 (CONTINUED)

### 5. PLANT AND EQUIPMENT

| Group                                     | Note | Machinery, furniture and site equipment RM'000 | Office equipment and renovation RM'000 | Motor vehicles RM'000 | Computer peripherals RM'000 | Solar plant RM'000 | Capital work-in-progress RM'000 | Total RM'000     |
|---|------|--|--|-----------------------|-----------------------------|--------------------|---------------------------------|------------------|
| <b>Cost</b>                               |      |  |  |                       |                             |                    |                                 |                  |
| At 1 May 2023                             |      | 3,712  | 1,525                                  | 97                    | 1,964                       | 310,794            | 479,941                         | 798,033          |
| Additions                                 |      | -  | -                                      | -                     | 62                          | 87                 | 211,112                         | 211,261          |
| Reclassification from right-of-use assets | 6    | -  | -                                      | 1,545                 | -                           | -                  | -                               | 1,545            |
| <b>At 30 April 2024</b>                   |      | <b>3,712</b>                                   | <b>1,525</b>                           | <b>1,642</b>          | <b>2,026</b>                | <b>310,881</b>     | <b>691,053</b>                  | <b>1,010,839</b> |
| <b>Accumulated depreciation</b>           |      |  |  |                       |                             |                    |                                 |                  |
| At 1 May 2023                             |      | 3,360  | 1,455                                  | 97                    | 1,886                       | 114,094            | -                               | 120,892          |
| Charge for the financial year             | 26   | 74   | 29                                     | -                     | 66                          | 10,257             | -                               | 10,426           |
| Reclassification from right-of-use assets | 6    | -  | -                                      | 1,545                 | -                           | -                  | -                               | 1,545            |
| <b>At 30 April 2024</b>                   |      | <b>3,434</b>                                   | <b>1,484</b>                           | <b>1,642</b>          | <b>1,952</b>                | <b>124,351</b>     | <b>-</b>                        | <b>132,863</b>   |
| <b>Accumulated impairment losses</b>      |      |  |  |                       |                             |                    |                                 |                  |
| At 1 May 2023/30 April 2024               |      | -  | -                                      | -                     | -                           | -                  | 21,137                          | 21,137           |
| <b>Carrying amount</b>                    |      |  |  |                       |                             |                    |                                 |                  |
| At 30 April 2024                          |      | 278  | 41                                     | -                     | 74                          | 186,530            | 669,916                         | 856,839          |

## NOTES TO THE FINANCIAL STATEMENTS

FOR THE FINANCIAL YEAR ENDED 30 APRIL 2024 (CONTINUED)

### 5. PLANT AND EQUIPMENT (CONTINUED)

| Group                                | Note | Machinery, furniture and site equipment RM'000 | Office equipment and renovation RM'000 | Motor vehicles RM'000 | Computer and peripherals RM'000 | Solar plant RM'000 | Capital work-in-progress RM'000 | Total RM'000   |
|--------------------------------------|------|--|--|-----------------------|---------------------------------|--------------------|---------------------------------|----------------|
| <b>Cost</b>                          |      |  |  |                       |                                 |                    |                                 |                |
| At 1 November 2021                   |      | 3,706  | 1,502                                  | 97                    | 1,902                           | 268,381            | 316,255                         | 591,843        |
| Additions                            |      | 6  | 23                                     | -                     | 62                              | 42,413             | 163,686                         | 206,190        |
| <b>At 30 April 2023</b>              |      | <b>3,712</b>                                   | <b>1,525</b>                           | <b>97</b>             | <b>1,964</b>                    | <b>310,794</b>     | <b>479,941</b>                  | <b>798,033</b> |
| <b>Accumulated depreciation</b>      |      |  |  |                       |                                 |                    |                                 |                |
| At 1 November 2021                   |      | 2,980  | 1,257                                  | 97                    | 1,747                           | 101,277            | -                               | 107,358        |
| Charge for the financial period      | 26   | 380  | 198                                    | -                     | 139                             | 12,817             | -                               | 13,534         |
| <b>At 30 April 2023</b>              |      | <b>3,360</b>                                   | <b>1,455</b>                           | <b>97</b>             | <b>1,886</b>                    | <b>114,094</b>     | <b>-</b>                        | <b>120,892</b> |
| <b>Accumulated impairment losses</b> |      |  |  |                       |                                 |                    |                                 |                |
| At 1 November 2021                   |      | -  | -                                      | -                     | -                               | -                  | -                               | -              |
| Impairment for the financial period  | 26   | -  | -                                      | -                     | -                               | -                  | 21,137                          | 21,137         |
| <b>At 30 April 2023</b>              |      | <b>-</b>                                       | <b>-</b>                               | <b>-</b>              | <b>-</b>                        | <b>-</b>           | <b>21,137</b>                   | <b>21,137</b>  |
| Carrying amount                      |      |  |  |                       |                                 |                    |                                 |                |
| <b>At 30 April 2023</b>              |      | <b>352</b>                                     | <b>70</b>                              | <b>-</b>              | <b>78</b>                       | <b>196,700</b>     | <b>458,804</b>                  | <b>656,004</b> |



## NOTES TO THE FINANCIAL STATEMENTS

FOR THE FINANCIAL YEAR ENDED 30 APRIL 2024 (CONTINUED)

### 5. PLANT AND EQUIPMENT (CONTINUED)

| Company                         | Note | Office equipment and renovation<br>RM'000 | Motor vehicles<br>RM'000 | Computer and peripherals<br>RM'000 | Total<br>RM'000 |
|---------------------------------|------|---|--------------------------|------------------------------------|-----------------|
| <b>Cost</b>                     |      |   |                          |                                    |                 |
| At 1 May 2023                   |      | 684                                       | 30                       | 748                                | 1,462           |
| Additions                       |      | -   | -                        | 62                                 | 62              |
| <b>At 30 April 2024</b>         |      | <b>684</b>                                | <b>30</b>                | <b>810</b>                         | <b>1,524</b>    |
| <b>Accumulated depreciation</b> |      |   |                          |                                    |                 |
| At 1 May 2023                   |      | 619                                       | 30                       | 678                                | 1,327           |
| Charge for the financial year   | 26   | 29  | -                        | 61                                 | 90              |
| <b>At 30 April 2024</b>         |      | <b>648</b>                                | <b>30</b>                | <b>739</b>                         | <b>1,417</b>    |
| <b>Carrying amount</b>          |      |   |                          |                                    |                 |
| At 30 April 2024                |      | 36  | -                        | 71                                 | 107             |
| <b>Cost</b>                     |      |   |                          |                                    |                 |
| At 1 November 2021              |      | 661                                       | 30                       | 693                                | 1,384           |
| Additions                       |      | 23  | -                        | 55                                 | 78              |
| <b>At 30 April 2023</b>         |      | <b>684</b>                                | <b>30</b>                | <b>748</b>                         | <b>1,462</b>    |
| <b>Accumulated depreciation</b> |      |   |                          |                                    |                 |
| At 1 November 2021              |      | 570                                       | 30                       | 547                                | 1,147           |
| Charge for the financial period | 26   | 49  | -                        | 131                                | 180             |
| <b>At 30 April 2023</b>         |      | <b>619</b>                                | <b>30</b>                | <b>678</b>                         | <b>1,327</b>    |
| <b>Carrying amount</b>          |      |   |                          |                                    |                 |
| At 30 April 2023                |      | 65  | -                        | 70                                 | 135             |

(a) The additions of plant and equipment during the financial year/period are financed by:

|               | Group               |                     | Company             |                     |
|---------------|---------------------|---------------------|---------------------|---------------------|
|               | 30.4.2024<br>RM'000 | 30.4.2023<br>RM'000 | 30.4.2024<br>RM'000 | 30.4.2023<br>RM'000 |
| Cash payments | 211,261             | 206,190             | 62                  | 78                  |

## NOTES TO THE FINANCIAL STATEMENTS

FOR THE FINANCIAL YEAR ENDED 30 APRIL 2024 (CONTINUED)

### 5. PLANT AND EQUIPMENT (CONTINUED)

- (b) Included in machinery, furniture and site equipment and solar plant of the Group is an aggregate carrying amount of RM174,299,857 (30.4.2023: RM123,297,215) which is subject to a registered debenture under Sukuk Musharakah (“perpetual sukuk”) issued by a subsidiary, Cypark Renewable Energy Sdn. Bhd., as disclosed in Note 19.
- (c) Certain capital work-in-progress of the Group relate to expenditures for renewable energy plants in the course of construction, which has been pledged as security to secure the term loan, as disclosed in Note 20(c).
- (d) The Group’s plant and equipment includes borrowing costs arising from bank loans borrowed specifically for the purpose of the construction of the plants. During the financial year, the borrowing costs capitalised in capital work-in-progress amounted to RM20,379,311 (30.4.2023: RM19,614,129), as disclosed in Note 25.

### 6. RIGHT-OF-USE ASSETS

| Group                                       | Note | Leasehold<br>land<br>RM'000 | Motor<br>vehicles<br>RM'000 | Total<br>RM'000 |
|---|------|-----------------------------|-----------------------------|-----------------|
| <b>Cost</b>                                 |      |                             |                             |                 |
| At 1 May 2023                               |      | 6,290                       | 2,872                       | 9,162           |
| Additions                                   |      | 212                         | -                           | 212             |
| Reclassification to plant and and equipment | 5    | -                           | (1,545)                     | (1,545)         |
| <b>At 30 April 2024</b>                     |      | <b>6,502</b>                | <b>1,327</b>                | <b>7,829</b>    |
| <b>Accumulated depreciation</b>             |      |                             |                             |                 |
| At 1 May 2023                               |      | 1,483                       | 2,723                       | 4,206           |
| Charge for the financial year               | 26   | 424                         | 128                         | 552             |
| Reclassification to plant and and equipment | 5    | -                           | (1,545)                     | (1,545)         |
| <b>At 30 April 2024</b>                     |      | <b>1,907</b>                | <b>1,306</b>                | <b>3,213</b>    |
| <b>Carrying amount</b>                      |      |                             |                             |                 |
| At 30 April 2024                            |      | 4,595                       | 21                          | 4,616           |
| <b>Cost</b>                                 |      |                             |                             |                 |
| At 1 November 2021                          |      | 6,290                       | 3,540                       | 9,830           |
| Disposals                                   |      | -                           | (668)                       | (668)           |
| <b>At 30 April 2023</b>                     |      | <b>6,290</b>                | <b>2,872</b>                | <b>9,162</b>    |
| <b>Accumulated depreciation</b>             |      |                             |                             |                 |
| At 1 November 2021                          |      | 848                         | 3,036                       | 3,884           |
| Charge for the financial period             | 26   | 635                         | 355                         | 990             |
| Disposals                                   |      | -                           | (668)                       | (668)           |
| <b>At 30 April 2023</b>                     |      | <b>1,483</b>                | <b>2,723</b>                | <b>4,206</b>    |
| <b>Carrying amount</b>                      |      |                             |                             |                 |
| At 30 April 2023                            |      | 4,807                       | 149                         | 4,956           |

- (a) The Group leases several parcels of leasehold land with lease terms between 19 and 23 (30.4.2023: 19 and 23) years as sites for its solar plant. The lessors generally do not impose any restrictions.
- (b) The Group also leases motor vehicles with lease terms between 2 and 7 (30.4.2023: 2 and 7) years and have options to purchase the assets at the end of the contract term.



## NOTES TO THE FINANCIAL STATEMENTS

FOR THE FINANCIAL YEAR ENDED 30 APRIL 2024 (CONTINUED)

### 7. INTANGIBLE ASSETS

| Group   | Intangible asset recognised pursuant to IC 12 RM'000 | Development expenditure RM'000 | Goodwill RM'000 | Club membership RM'000 | Total RM'000     |
|---|--|--------------------------------|-----------------|------------------------|------------------|
| <b>Cost</b>                                   |  |                                |                 |                        |                  |
| At 1 May 2023                                 | 1,029,871  | 34,432                         | 462             | 170                    | 1,064,935        |
| Additions                                     | 1,422  | -                              | 9               | -                      | 1,431            |
| <b>At 30 April 2024</b>                       | <b>1,031,293</b>                                     | <b>34,432</b>                  | <b>471</b>      | <b>170</b>             | <b>1,066,366</b> |
| <b>Accumulated amortisation</b>               |  |                                |                 |                        |                  |
| At 1 May 2023                                 | 23,085   | 17,313                         | -               | -                      | 40,398           |
| Charge for the financial year (Note 26)       | 53,639   | -                              | -               | -                      | 53,639           |
| <b>At 30 April 2024</b>                       | <b>76,724</b>  | <b>17,313</b>                  | <b>-</b>        | <b>-</b>               | <b>94,037</b>    |
| <b>Accumulated impairment losses</b>          |  |                                |                 |                        |                  |
| At 1 May 2023/30 April 2024                   | 39,000   | 17,119                         | -               | -                      | 56,119           |
| <b>Carrying amount</b>                        |  |                                |                 |                        |                  |
| At 30 April 2024                              | 915,569  | -                              | 471             | 170                    | 916,210          |
| <b>Cost</b>                                   |  |                                |                 |                        |                  |
| At 1 November 2021                            | 901,872  | 29,948                         | 462             | 170                    | 932,452          |
| Additions                                     | 127,999  | 4,484                          | -               | -                      | 132,483          |
| <b>At 30 April 2023</b>                       | <b>1,029,871</b>                                     | <b>34,432</b>                  | <b>462</b>      | <b>170</b>             | <b>1,064,935</b> |
| <b>Accumulated amortisation</b>               |  |                                |                 |                        |                  |
| At 1 November 2021                            | -  | 16,403                         | -               | -                      | 16,403           |
| Charge for the financial period (Note 26)     | 23,085   | 910                            | -               | -                      | 23,995           |
| <b>At 30 April 2023</b>                       | <b>23,085</b>  | <b>17,313</b>                  | <b>-</b>        | <b>-</b>               | <b>40,398</b>    |
| <b>Accumulated impairment losses</b>          |  |                                |                 |                        |                  |
| At 1 November 2021                            | -  | -                              | -               | -                      | -                |
| Impairment for the financial period (Note 26) | 39,000   | 17,119                         | -               | -                      | 56,119           |
| <b>At 30 April 2023</b>                       | <b>39,000</b>  | <b>17,119</b>                  | <b>-</b>        | <b>-</b>               | <b>56,119</b>    |
| <b>Carrying amount</b>                        |  |                                |                 |                        |                  |
| At 30 April 2023                              | 967,786  | -                              | 462             | 170                    | 968,418          |

## NOTES TO THE FINANCIAL STATEMENTS

FOR THE FINANCIAL YEAR ENDED 30 APRIL 2024 (CONTINUED)

### 7. INTANGIBLE ASSETS (CONTINUED)

| Company                                       | Development expenditure<br>RM'000 |
|---|-----------------------------------|
| <b>Cost</b>                                   |                                   |
| At 1 May 2023/30 April 2024                   | 47,746                            |
| <b>Accumulated amortisation</b>               |                                   |
| At 1 May 2023/30 April 2024                   | 22,742                            |
| <b>Accumulated impairment losses</b>          |                                   |
| At 1 May 2023/30 April 2024                   | 25,004                            |
| <b>Carrying amount</b>                        |                                   |
| At 30 April 2024                              | -                                 |
| <b>Cost</b>                                   |                                   |
| At 1 November 2021                            | 40,749                            |
| Additions                                     | 6,997                             |
| <b>At 30 April 2023</b>                       | <b>47,746</b>                     |
| <b>Accumulated amortisation</b>               |                                   |
| At 1 November 2021                            | 21,547                            |
| Charge for the financial period (Note 26)     | 1,195                             |
| <b>At 30 April 2023</b>                       | <b>22,742</b>                     |
| <b>Accumulated impairment losses</b>          |                                   |
| At 1 November 2021                            | -                                 |
| Impairment for the financial period (Note 26) | 25,004                            |
| <b>At 30 April 2023</b>                       | <b>25,004</b>                     |
| <b>Carrying amount</b>                        |                                   |
| At 30 April 2023                              | -                                 |

#### (a) Intangible asset recognised pursuant to IC 12

On 9 November 2015, a wholly-owned subsidiary of the Company, Cypark Smart Technology Sdn. Bhd. ("CST") entered into a Concession Agreement ("CA") with the Solid Waste and Public Cleansing Management Corporation and the Government of Malaysia, which was represented by the Ministry of Housing and Local Government.

Pursuant to the Solid Waste and Public Cleansing Management Act 2007 (Act 672) and on a Public Private Partnership basis, the Government awarded to CST, the rights to undertake the design, construction, maintenance, operation and management of Solid Waste Modular Advanced Recovery and Treatment Systems incorporating Waste-to-Energy system (the "SMART WTE System") at Ladang Tanah Merah, Negeri Sembilan under Build-Operate-Manage-Transfer concept for a period of 25 years, subject to the terms and conditions of the CA.



## NOTES TO THE FINANCIAL STATEMENTS

FOR THE FINANCIAL YEAR ENDED 30 APRIL 2024 (CONTINUED)

### 7. INTANGIBLE ASSETS (CONTINUED)

#### (a) Intangible asset recognised pursuant to IC 12 (continued)

The SMART WTE System entails SMART WTE technology and design which utilises 100% clean technology concepts and system to produce renewable source for the production of renewable energy. The system consists of the following:

- Waste Receiving Facility
- Waste Segregation Facility
- Waste Recycling Facility
- Waste to Energy Plant
- Fully Anaerobic Bioreactor System
- Sanitary Landfill

Under the CA, the Government shall deliver the municipal waste from designated scheme areas to CST for treatment and disposal at the SMART WTE System. CST is entitled to be paid an agreed fee as defined in the CA known as tipping fees. CST shall also be generating revenue from sales of electricity for converting the waste to clean renewable energy under the Sustainable Energy Development Authority Malaysia ("SEDA") Act. CST has successfully secured the Feed-in Tariff ("FiT") quota to supply 25MW renewable energy from waste to energy source by SEDA pursuant to Section 7 of the Renewable Energy Act 2011.

Intangible asset represents fair value of the consideration receivable for the construction of the SMART WTE System during the construction stage on a mark-up basis of the cost incurred in connection with the CA.

Intangible asset is amortised during the period as the construction of the concession asset was completed and has commenced operation on 14 December 2022. The amortisation began when the construction of the concession asset was completed and ready for it to be capable of operating in the manner intended by Management. The Group amortises the intangible asset to the end of the estimated useful life of the intangible asset, which is determined at 18 years expiring in year of 2041.

The recoverable amount has been determined based on its value in use using cash flows projections covering a period of 17 years (30.4.2023: 18 years) from financial budgets approved by the Directors.

The Group applies pre-tax discount rate of 6.30% (30.4.2023: 8.00%) per annum to the relevant future cash flows, reflective of its latest capital structure for the financing of the intangible asset.

As at the end of the financial year, the Group performed an impairment assessment on the intangible assets based on discounted cash flow computation. Included in the anticipated recoverable amount computation is the revised tipping fee which is pending approval. The revised tipping fee was computed based on the agreed upon formula pursuant to Clause 16A and Appendix 9 of the CA, whereby CST is allowed to submit the tipping fee review request every three years and the tipping fee will be revised accordingly upon its approval. Despite the revised tipping fee which has yet to be formally approved by the Government as of the balance sheet date, the Management has been liaising closely with the relevant authorities to discuss the tipping fee review, and the feedback was positive as the revised tipping fee requested is within the range of the available current market rates as awarded to other developers. In view of the uncertainty surrounding the approval of the revised tipping fee and on prudent basis, an impairment loss of RM39,000,000 was recognised in the financial period ended 2023.

During the financial year, the borrowing costs capitalised in the intangible assets amounted to RMNil (30.4.2023: RM26,237,014), as disclosed in Note 25.

The intangible assets is pledged as a security for the borrowings, as disclosed in Note 20(c).



## NOTES TO THE FINANCIAL STATEMENTS

FOR THE FINANCIAL YEAR ENDED 30 APRIL 2024 (CONTINUED)

### 7. INTANGIBLE ASSETS (CONTINUED)

#### (b) Development expenditure

Development expenditure comprises expenditures incurred on designing and testing of new or substantially improved products and processes relating to the use of a special technique and design of tools in renewable energy industry. Management believes that it will increase the yield and profit streams principally from renewable energy segment where it can be reasonably anticipated that the costs will be recovered through commercialisation, sale and marketing of all the resulting products or services from the development.

The useful life of completed development projects ranged between two and three years.

The Group conducted a prudent assessment on the recoverable amount of the development expenditure and believed that it would not commercialise and hence it was fully impaired.

#### (c) Goodwill

Goodwill arises from the reverse acquisition of the Company and also the business combination of certain subsidiaries in renewable energy segment. Goodwill is allocated, at acquisition date, to CGU that are expected to benefit from that business combination.

The Group tests the goodwill annually for impairment or more frequently if there are indications that goodwill might be impaired.

##### (i) Goodwill arises from reverse acquisition

The recoverable amount of this goodwill has been determined based on value in use calculation using cash flow projections from financial budgets approved by the Directors covering a five-year period.

##### (ii) Goodwill allocated to subsidiaries in sale of renewable energy segment

The recoverable amount of this goodwill has been determined based on value in use calculation using cash flow projections covering a period of 17 to 18 years (30.4.2023: 18 to 19 years) from financial budgets approved by the Directors.

The Group believes that any possible change in the above key assumptions applied is not likely to materially cause recoverable amount to be lower than its carrying amount.

The Group applies pre-tax discount rate of 10% (30.4.2023: 10%) per annum to the relevant future cash flows.

#### (d) Club membership

Club membership represents corporate membership subscribed by the Group. The recoverable amount was determined based on cost less any accumulated impairment loss. The recoverable amount is the market prices published on the relevant website. For the purpose of impairment testing, the Management has compared the carrying amount against the transaction price published on the relevant website as at the end of the financial year end.



## NOTES TO THE FINANCIAL STATEMENTS

FOR THE FINANCIAL YEAR ENDED 30 APRIL 2024 (CONTINUED)

### 8. INVESTMENT IN SUBSIDIARIES

|   | Company             |                     |
|---|---------------------|---------------------|
|   | 30.4.2024<br>RM'000 | 30.4.2023<br>RM'000 |
| <b>Unquoted shares, at cost</b>   |                     |                     |
| At beginning of the financial year/period                                       | 46,151              | 46,151              |
| Additions   | 9,800               | -                   |
| Deemed disposal of a subsidiary (transfer to investment in associates (Note 9)) | (*)                 | -                   |
| Write-offs  | (*)                 | -                   |
| At end of the financial year/period   | 55,951              | 46,151              |
| Less: Accumulated impairment loss   |                     |                     |
| At beginning of the financial year/period                                       | -                   | -                   |
| Impairment loss for the financial year/period                                   | (32,380)            | -                   |
| At end of the financial year/period   | (32,380)            | -                   |
| Carrying amount   | 23,571              | 46,151              |

\* Denotes amount below RM1,000

Details of the subsidiaries, all incorporated in Malaysia and having principal place of business in Malaysia, are as follows:

| Name of company   | Principal activities  | Equity interest held |                     |
|---|---|----------------------|---------------------|
|   |   | 30.4.2024<br>RM'000  | 30.4.2023<br>RM'000 |
| Cypark Sdn. Bhd.  | Landscape specialist that offers integrated turnkey contract services, management services, planning and design services for external built environment and landscape maintenance services, project management services and infrastructure developments | 100%                 | 100%                |
| Cypark Renewable Energy Sdn. Bhd.   | Investment holding and renewable energy specialist that offers environmental engineering and integrated turnkey contract services, management services and planning and design services   | 100%                 | 100%                |
| Cypark Smart Resources Sdn. Bhd.  | Investment holding  | 100%                 | 100%                |
| Cypark FMS Sdn. Bhd.^^  | Investment holding  | 100%                 | 100%                |
| Cypark Green Tech Sdn. Bhd.*  | Investment holding  | 100%                 | 100%                |
| Cypark (Sarawak) Sdn. Bhd.<br>(formerly known as Cypark Green Resources Sdn. Bhd.)^ | Investment holding  | -                    | 100%                |
| Cypark PDT Smart WTE<br>(Bukit Payong) Sdn. Bhd.^^                                  | Dormant   | -                    | 80%                 |
| Cypark Suria Merchang Sdn. Bhd.   | Renewable energy  | 70%                  | 70%                 |
| Forenergy Sdn. Bhd.*  | Dormant   | 100%                 | 100%                |
| Cypark RGFC Sdn. Bhd.~  | Renewable energy, construction of other engineering projects and operation of generation facilities that produce electric.  | 80%                  | -                   |

## NOTES TO THE FINANCIAL STATEMENTS

FOR THE FINANCIAL YEAR ENDED 30 APRIL 2024 (CONTINUED)

### 8. INVESTMENT IN SUBSIDIARIES (CONTINUED)

Details of the subsidiaries, all incorporated in Malaysia and having principal place of business in Malaysia, are as follows (continued):

| Name of company   | Principal activities  | Equity interest held |                     |
|---|---|----------------------|---------------------|
|   |   | 30.4.2024<br>RM'000  | 30.4.2023<br>RM'000 |
| <b>Subsidiaries of Cypark Renewable Energy Sdn. Bhd.</b>        |   |                      |                     |
| Kenari Pasifik Sdn. Bhd.*#                                      | Investment holding  | -                    | -                   |
| Tiara Insight Sdn. Bhd.*#                                       | Investment holding  | -                    | -                   |
| Semangat Sarjana Sdn. Bhd.*#                                    | Investment holding  | -                    | -                   |
| Cypark Lakeview Solar Sdn. Bhd.*@                               | Investment holding  | 100%                 | 100%                |
| Cypark Suria (Negeri Sembilan) Sdn. Bhd.                        | Investment holding  | 100%                 | 100%                |
| Cypark Ref Sdn. Bhd.  | Renewable energy specialist that offers integrated turnkey contract services which involve (but not limited to) design, engineering, procurement, construction, installation, testing and commissioning of the solar plant. | 100%                 | 100%                |
| Cypark Suria (Sua Betong) Sdn. Bhd.^                            | Dormant   | -                    | 100%                |
| Utara Solar Sdn. Bhd.~  | Investment holding and renewable specialist that offers environmental engineering and integrated turnkey contract services, management services and planning and design services.   | 100%                 | -                   |
| <b>Subsidiaries of Cypark Suria (Negeri Sembilan) Sdn. Bhd.</b> |   |                      |                     |
| Cypark Suria (Pajam) Sdn. Bhd.                                  | Renewable energy  | 100%                 | 100%                |
| Cypark Suria (Kuala Sawah) Sdn. Bhd.                            | Renewable energy  | 100%                 | 100%                |
| Cypark Suria (Bukit Palong) Sdn. Bhd.^                          | Dormant   | -                    | 100%                |
| <b>Subsidiary of Kenari Pasifik Sdn. Bhd.</b>                   |   |                      |                     |
| Gaya Dunia Sdn. Bhd.*#  | Renewable energy  | 100%                 | 100%                |
| <b>Subsidiary of Tiara Insight Sdn. Bhd.</b>                    |   |                      |                     |
| Rentak Raya Sdn. Bhd.*#   | Renewable energy  | 100%                 | 100%                |
| <b>Subsidiary of Semangat Sarjana Sdn. Bhd.</b>                 |   |                      |                     |
| Ambang Fiesta Sdn. Bhd.*#                                       | Renewable energy  | 100%                 | 100%                |



## NOTES TO THE FINANCIAL STATEMENTS

FOR THE FINANCIAL YEAR ENDED 30 APRIL 2024 (CONTINUED)

### 8. INVESTMENT IN SUBSIDIARIES (CONTINUED)

Details of the subsidiaries, all incorporated in Malaysia and having principal place of business in Malaysia, are as follows (continued):

| Name of company   | Principal activities        | Equity interest held |                     |
|---|-----------------------------|----------------------|---------------------|
|   |                             | 30.4.2024<br>RM'000  | 30.4.2023<br>RM'000 |
| <b>Subsidiary of Cypark Smart Resources Sdn. Bhd.</b>           |                             |                      |                     |
| Cypark Smart Technology Holdings Sdn. Bhd.                      | Investment holding          | 100%                 | 100%                |
| <b>Subsidiary of Cypark Smart Technology Holdings Sdn. Bhd.</b> |                             |                      |                     |
| Cypark Smart Technology (NS) Sdn. Bhd.                          | Investment holding          | 100%                 | 100%                |
| <b>Subsidiary of Cypark Smart Technology (NS) Sdn. Bhd.</b>     |                             |                      |                     |
| Cypark Smart Technology Sdn. Bhd.                               | Waste management facilities | 100%                 | 100%                |
| <b>Subsidiary of Cypark FMS Sdn. Bhd.</b>                       |                             |                      |                     |
| Aomori Kogaku Sdn. Bhd.^  | Dormant                     | -                    | 70%                 |
| <b>Subsidiaries of Cypark Green Tech Sdn. Bhd.</b>              |                             |                      |                     |
| Reviva Sdn. Bhd.*   | Investment holding          | 100%                 | 100%                |
| Cypark RE Store Sdn. Bhd.^                                      | Dormant                     | -                    | 100%                |
| <b>Subsidiaries of Reviva Sdn. Bhd.</b>                         |                             |                      |                     |
| BAC Biogas (Kg Gajah) Sdn. Bhd.**                               | Renewable energy            | 51%                  | 51%                 |
| Reviva BACRE (Ulu Remis) Sdn. Bhd.*                             | Renewable energy            | 51%                  | 51%                 |
| BACRE Reviva Biogas Holdings Sdn. Bhd.+                         | Renewable energy            | 51%                  | 51%                 |
| <b>Subsidiary of BACRE Reviva Biogas Holdings Sdn. Bhd.</b>     |                             |                      |                     |
| BACRE Reviva Biogas (Kemaman) Sdn. Bhd.+                        | Renewable energy            | 80%                  | 80%                 |
| <b>Subsidiary of Ambang Fiesta Sdn. Bhd.</b>                    |                             |                      |                     |
| Ambang Fiesta Solar Sdn. Bhd.*@                                 | Investment holding          | 100%                 | 100%                |
| <b>Subsidiary of Gaya Dunia Sdn. Bhd.</b>                       |                             |                      |                     |
| Northsun Sdn. Bhd.*@  | Investment holding          | 100%                 | 100%                |
| <b>Subsidiary of Northsun Sdn. Bhd.</b>                         |                             |                      |                     |
| Viva Solar Sdn. Bhd.*@  | Renewable energy            | 85%                  | 85%                 |

## NOTES TO THE FINANCIAL STATEMENTS

FOR THE FINANCIAL YEAR ENDED 30 APRIL 2024 (CONTINUED)

### 8. INVESTMENT IN SUBSIDIARIES (CONTINUED)

- \* Audited by auditors other than Nexia SSY PLT.
- \*\* Subsidiaries of which Nexia SSY PLT is not the auditors. The auditors of these companies have resigned, and no replacements have been appointed.
- + In the previous financial period, as the Group has no control over these subsidiaries' finance, and does not receive any benefits related to their operations and net assets, the Group does not consolidate these subsidiaries. These subsidiaries are currently dormant, as such are immaterial to the Group, resulting in no material impact to the Group's financial results. Further details, refer to Note 8(c). In the current financial year, they have been consolidated to the Group's financial statements because the Group has now obtained control over these subsidiaries' financial activities and is expected to derive benefits from their operations. Management is in the process to ensure that auditors are appointed since they now have control over these subsidiaries' finance.
- # Subsidiaries consolidated, details refer to Note 8(a).
- @ Subsidiaries not consolidated, details refer to Note 8(b).
- ^ The investment in Cypark Sarawak Sdn. Bhd. (formerly known as Cypark Green Resources Sdn. Bhd.) ["CSSB"] is considered a deemed disposal on 11 December 2023, since the total equity interest as at 11 December 2023 was reduced from 100% to 40%. This has resulted in the Group to no longer have any significant control, and therefore the investment in CSSB was reclassified to investment in associates, as disclosed in Note 9. The subsidiary was dormant and accordingly, no disclosures were made on the effects of derecognition as the financial impact does not form a material part of the consolidated financial statements.
- ^^ Subsidiaries which have been deconsolidated upon the submission of application to strike off from CCM register, the names of the subsidiaries have been struck off from the register as of the financial year end. The subsidiaries were dormant and accordingly, no disclosures were made on the effects of derecognition as the financial impact does not form a material part of the consolidated financial statements.
- ^^^ An application to strike off from CCM register was submitted subsequent to the financial year end. The subsidiary was consolidated based on management accounts for the financial year ended 30 April 2024 as the audited financial statements for the financial year ended 30 April 2024 are not available. This subsidiary does not form a material part of the consolidated financial statements.
- ~ New subsidiaries were incorporated during the year on 28 November 2023 and 10 January 2024 with their first financial period ending 30 April 2025 for approximately 17 months and approximately 15 months period end, respectively, hence no audited financial statements is necessary for the financial year ended 30 April 2024.

#### (a) Business combination

On 30 April 2013, the wholly owned subsidiary of the Company, Cypark Renewable Energy Sdn. Bhd. ("CRE") entered into three management service agreements with three groups of companies as follows:

- (i) Kenari Pasifik Sdn. Bhd. together with its wholly owned subsidiary, Gaya Dunia Sdn. Bhd.;
- (ii) Tiara Insight Sdn. Bhd. together with its wholly owned subsidiary, Rentak Raya Sdn. Bhd.; and
- (iii) Semangat Sarjana Sdn. Bhd. together with its wholly owned subsidiary, Ambang Fiesta Sdn. Bhd.

The Group does not hold any equity interest in these three groups of companies. However, based on the agreements (six (6) Management Service Agreements) entered, the Group has control over the finance and operations of these entities and therefore receives substantially all the benefits related to their operations and net assets. Consequently, the Group deems these six companies as its subsidiaries and consolidates them.

#### (b) Non-consolidation of subsidiaries

##### Northsun Sdn. Bhd., Ambang Fiesta Solar Sdn. Bhd. and Viva Solar Sdn. Bhd.

Although Gaya Dunia Sdn. Bhd. ("GDSB") and Ambang Fiesta Sdn. Bhd. ("AFSB") own 100% of the ordinary shares in Northsun Sdn. Bhd. ("NSB") and Ambang Fiesta Solar Sdn. Bhd. ("AFSSB") respectively, it has been determined that the Group does not have control in NSB and AFSSB by virtue of the management services agreements entered into between the ultimate ordinary shareholders of GDSB and AFSB and a third party on 22 December 2017. Based on the terms of the agreements, it has been agreed that the rights, controls and returns of NSB and AFSSB would be given away to the other party. As such, despite Viva Solar Sdn. Bhd. ("VSSB") is an 85% equity owned subsidiary of NSB (and a further 10% equity interest owned by AFSSB), the Group has no rights, controls and returns to it. Accordingly, the Group does not consolidate NSB, AFSSB and VSSB.

##### Cypark Lakeview Solar Sdn. Bhd.

Although Cypark Renewable Energy Sdn. Bhd. ("CRE") owns 100% of the ordinary shares in Cypark Lakeview Solar Sdn. Bhd. ("CLSSB"), it had been determined that the Group does not have control of CLSSB by virtue of the management services agreement entered into between CRE and a third party on 22 December 2017. Based on the terms of the agreement, it has been agreed that the rights, controls and returns of CLSSB would be given away to the other party. Accordingly, the Group does not consolidate CLSSB.



## NOTES TO THE FINANCIAL STATEMENTS

FOR THE FINANCIAL YEAR ENDED 30 APRIL 2024 (CONTINUED)

### 8. INVESTMENT IN SUBSIDIARIES (CONTINUED)

#### (c) Acquisition/incorporation of subsidiaries

##### 30.4.2024

- (i) The Company incorporated an 80% equity interest owned subsidiary, Cypark RGFC Sdn. Bhd., with a subscription price of RM80;
- (ii) The Company subscribed to an additional 9,800,000 ordinary shares of Cypark Suria Merchang Sdn. Bhd. ("CSM"), representing 70% of equity interest for a total consideration of RM9,800,000. There was also a resolution for the allotment of 4,200,000 ordinary shares at an issue price of RM1 each payable in cash by call within a year after Commercial Operation date of Large Scale Solar 3 ("LSS3") on 9 June 2024 in six instalments to the current minority shareholder of CSM. It is mutually agreed by both shareholders that the share capital of CSM is recorded at 14,000,100 ordinary shares by including the said unissued and unallotted shares of 4,200,000 ordinary shares. As a result, the Company's shareholdings in CSM is retained at 70%;
- (iii) The Company's indirect subsidiary, BACRE Reviva Biogas Holdings Sdn. Bhd. subscribed to an additional 240,000 ordinary shares of BACRE Reviva Biogas (Kemaman) Sdn. Bhd., representing 80% of equity interest for a total consideration of RM240,000; and
- (iv) The Company through its subsidiary, Cypark Renewable Energy Sdn. Bhd. incorporated a wholly-owned subsidiary, Utara Solar Sdn. Bhd., with a subscription price of RM100.

##### 30.4.2023

- (i) BACRE Reviva Biogas Holdings Sdn. Bhd. ("BRBH") is a dormant company owned by BAC Renewable Energy Sdn. Bhd. ("BACRE") since its incorporation on 7 August 2017. On 19 August 2022, Reviva Sdn. Bhd. ("Reviva") subscribed to 510 ordinary shares of BRBH, representing 51% of equity interest for a total consideration of RM510. The remaining 49% ordinary shares of BRBH are owned by BACRE. Although Reviva owns 51% equity interest in BRBH, the Group does not consolidate BRBH as the Group has no control over the finance of BRBH, and does not receive any benefit related to BRBH's operations and net assets. Furthermore, BRBH is dormant and immaterial to the Group, as such it has no material impact to the Group's financial results as at the date of acquisition and as at the date of the previous financial period ended 30 April 2023.
- (ii) BACRE Reviva Biogas (Kemaman) Sdn. Bhd. ("BRBK") is a dormant company owned by AM Paw Industries Sdn. Bhd. ("AMPI") since its incorporation on 29 March 2017. On 19 August 2022, BRBH subscribed to 160,000 ordinary shares of BRBK, representing 80% of equity interest for a total consideration of RM160,000. The remaining 20% ordinary shares of BRBK are owned by AMPI. On 24 August 2022, BRBK secured the Feed-in Tariff with SEDA Act for an Installed Capacity of 1.5Mw to carry on the Biogas Power Plant belonging to Kilang Sawit Panji Alam Sdn. Bhd., at Kemaman, Terengganu. Although BRBH owns 80% equity interest of BRBK, the Group does not consolidate BRBK as the Group has no control over the finance of BRBK, and does not receive any benefit related to BRBK's operations and net assets. Furthermore, BRBK is dormant and immaterial to the Group, as such it has no material impact to the Group's financial results as at the date of acquisition and as at the date of the previous financial period ended 30 April 2023.

#### (d) Non-controlling interest

The non-controlling interest at the end of the reporting period comprise the following:

| Name of subsidiary                         | Proportion of ownership interests and voting rights held by non-controlling interests |           | Profit/(loss) allocated to non-controlling interests |                     | (Capital deficiency)/ total equity of non-controlling interests |                     |
|--|---|-----------|--|---------------------|---|---------------------|
|  | 30.4.2024   | 30.4.2023 | 30.4.2024<br>RM'000                                  | 30.4.2023<br>RM'000 | 30.4.2024<br>RM'000   | 30.4.2023<br>RM'000 |
| Cypark Suria Merchang Sdn. Bhd.            | 30%   | 30%       | 31   | (20,490)            | (20,495)  | (20,530)            |
| BAC Biogas (Kg Gajah) Sdn. Bhd.            | 49%   | 49%       | 602  | 1,204               | 3,082   | 2,480               |
| Other individually immaterial subsidiaries |   |           | 4  | (9)                 | 328   | 232                 |
|  |   |           | 637  | (19,295)            | (17,085)  | (17,818)            |

## NOTES TO THE FINANCIAL STATEMENTS

FOR THE FINANCIAL YEAR ENDED 30 APRIL 2024 (CONTINUED)

### 8. INVESTMENT IN SUBSIDIARIES (CONTINUED)

#### (d) Non-controlling interest (continued)

Summarised financial information for each subsidiary that has non-controlling interests that are material to the Group is set out below. The summarised financial information below represents amounts before inter-company eliminations.

#### i Summarised statements of financial position

|  | Cypark Suria Merchang Sdn. Bhd. |                     |
|--|---------------------------------|---------------------|
|  | 30.4.2024<br>RM'000             | 30.4.2023<br>RM'000 |
| Non-current assets                         | 677,157                         | 469,906             |
| Current assets                             | 4,664                           | 7,427               |
| Non-current liabilities                    | (454,587)                       | (308,246)           |
| Current liabilities                        | (285,762)                       | (237,523)           |
| Net liabilities                            | (58,528)                        | (68,436)            |
| Loss attributable to owners of the Company | (38,033)*                       | (47,906)            |
| Non-controlling interest                   | (20,495)*                       | (20,530)            |
| Capital deficiency                         | (58,528)                        | (68,436)            |

|  | BAC Biogas (Kg Gajah) Sdn. Bhd. |                     |
|--|---------------------------------|---------------------|
|  | 30.4.2024<br>RM'000             | 30.4.2023<br>RM'000 |
| Non-current assets                           | 13,851                          | 15,160              |
| Current assets                               | 2,164                           | 1,396               |
| Non-current liabilities                      | (9,478)                         | (10,949)            |
| Current liabilities                          | (247)                           | (545)               |
| Net assets                                   | 6,290                           | 5,062               |
| Equity attributable to owners of the Company | 3,208                           | 2,582               |
| Non-controlling interest                     | 3,082                           | 2,480               |
| Total equity                                 | 6,290                           | 5,062               |

\* The computation of loss sharing between the owners of the Company and non-controlling interest included the unissued and unallotted share capital of Cypark Suria Merchang Sdn. Bhd. amounting to RM4,200,000.





## NOTES TO THE FINANCIAL STATEMENTS

FOR THE FINANCIAL YEAR ENDED 30 APRIL 2024 (CONTINUED)

### 8. INVESTMENT IN SUBSIDIARIES (CONTINUED)

#### (d) Non-controlling interest (continued)

##### ii Summarised statements of profit or loss and other comprehensive income

|  | Cypark Suria Merchang<br>Sdn. Bhd.                           |   |
|--|--|---|
|  | Financial<br>year from<br>1.5.2023 to<br>30.4.2024<br>RM'000 | Financial<br>period from<br>1.11.2021<br>to 30.4.2023<br>RM'000 |
| Revenue  | 188  | -   |
| Profit/(loss) before taxation  | 115  | (89,889)  |
| Taxation   | (8)  | 21,588  |
| Profit/(loss) for the year/period, representing total comprehensive<br>income/(loss) for the year/period | 107  | (68,301)  |
| Profit/(loss) attributable to owners of the Company  | 76   | (47,811)  |
| Non-controlling interest   | 31   | (20,490)  |
|  | 107  | (68,301)  |

|  | BAC Biogas (Kg Gajah)<br>Sdn. Bhd.                           |   |
|--|--|---|
|  | Financial<br>year from<br>1.5.2023 to<br>30.4.2024<br>RM'000 | Financial<br>period from<br>1.11.2021<br>to 30.4.2023<br>RM'000 |
| Revenue  | 4,573  | 6,327   |
| Profit before taxation   | 1,228  | 2,457   |
| Taxation   | -  | -   |
| Profit for the year/period, representing total comprehensive profit for the<br>year/period | 1,228  | 2,457   |
| Profit attributable to owners of the Company   | 626  | 1,253   |
| Non-controlling interest   | 602  | 1,204   |
|  | 1,228  | 2,457   |

## NOTES TO THE FINANCIAL STATEMENTS

FOR THE FINANCIAL YEAR ENDED 30 APRIL 2024 (CONTINUED)

### 8. INVESTMENT IN SUBSIDIARIES (CONTINUED)

#### (d) Non-controlling interest (continued)

##### iii Summarised statements of cash flows

|  | Cypark Suria Merchang Sdn. Bhd.                     |  |
|--|---|--|
|  | Financial year from 1.5.2023 to 30.4.2024<br>RM'000 | Financial period from 1.11.2021 to 30.4.2023<br>RM'000 |
| Net cash generated from/(used in) operating activities | 39,883  | (9,230)  |
| Net cash used in investing activities                  | (207,195)   | (129,537)  |
| Net cash generated from financing activities           | 167,551   | 135,612  |
| Net increase/(decrease) in cash and cash equivalents   | 239   | (3,155)  |

|  | BAC Biogas (Kg Gajah) Sdn. Bhd.                     |  |
|--|---|--|
|  | Financial year from 1.5.2023 to 30.4.2024<br>RM'000 | Financial year from 1.11.2021 to 30.4.2023<br>RM'000 |
| Net cash generated from operating activities           | 2,724   | 415  |
| Net cash used in investing activities                  | (87)  | (3,322)  |
| Net cash (used in)/generated from financing activities | (1,839)   | 3,877  |
| Net increase in cash and cash equivalents              | 798   | 970  |

### 9. INVESTMENT IN ASSOCIATES

|   | Group               |                     |
|---|---------------------|---------------------|
|   | 30.4.2024<br>RM'000 | 30.4.2023<br>RM'000 |
| Unquoted shares, at cost                                      | 3,364               | 3,364               |
| Additions (transfer from investment in subsidiaries (Note 8)) | *                   | -                   |
| Share of post-acquisition reserves                            | (537)               | (457)               |
|   | 2,827               | 2,907               |

\* Denotes amount below RM1,000



## NOTES TO THE FINANCIAL STATEMENTS

FOR THE FINANCIAL YEAR ENDED 30 APRIL 2024 (CONTINUED)

### 9. INVESTMENT IN ASSOCIATES (CONTINUED)

Details of the associates, which is incorporated in Malaysia are as follows:

| Name of company   | Principal activities  | Equity interest held |           |
|---|---|----------------------|-----------|
|   |   | 30.4.2024            | 30.4.2023 |
| Cypark (Sarawak) Sdn. Bhd. (formerly known as Cypark Green Resources Sdn. Bhd.)** | Investment holding  | 40%                  | -         |
| <b>Associate of Reviva Sdn. Bhd.</b>  |   |                      |           |
| BAC Biomass (Kg Gajah) Sdn. Bhd.*#  | Design, develop, operate and maintain biomass based renewable energy facilities                               | 40%                  | 40%       |
| <b>Associate of Cypark Lakeview Solar Sdn. Bhd.</b>                               |   |                      |           |
| Cypark Estuary Solar Sdn. Bhd. ("CESSB") *@                                       | Operation of generation facilities that produce electric energy and other business support service activities | 40%                  | 40%       |

\* Audited by auditors other than Nexia SSY PLT.

\*\* The investment in Cypark Sarawak Sdn. Bhd. (formerly known as Cypark Green Resources Sdn. Bhd.) ["CESSB"] is considered a deemed disposal on 11 December 2023, since the total equity interest as at 11 December 2023 was reduced from 100% to 40%. This has resulted in the Group to no longer have any significant control, and therefore the investment in CESSB was reclassified to investment in associates, from investment in subsidiaries, as disclosed in Note 8.

# The associate's statutory financial year end falls on 31 December, which is different from the Group.

@ Equity method is not adopted for the investment in CESSB although the Group holds 40% equity interest in CESSB through Cypark Lakeview Solar Sdn. Bhd. ("CLSSB") as the Group does not have significant influence in CESSB by virtue of the Management Service Agreement entered into between Cypark Renewable Energy Sdn. Bhd. and a third party on 22 December 2017. Based on the terms of agreement, it has been agreed that the rights, controls and returns of CLSSB would be given away to the other party. Accordingly, the Group does not consolidate CLSSB and ultimately it has no significant influence in CESSB, as disclosed in Note 8(b).

The summarised financial information of the associates are not disclosed as the financial effect is immaterial to the Group.

### 10. OTHER INVESTMENTS

|   | Group     |           |
|---|-----------|-----------|
|   | 30.4.2024 | 30.4.2023 |
|   | RM'000    | RM'000    |
| <b>Financial assets measured at fair value through profit or loss ("FVPL"):</b> |           |           |
| At fair value:  |           |           |
| - Redeemable Convertible Unsecured Islamic Debt Security                        | 24,000    | 24,000    |

The debt instrument is entitled to a profit distribution on a fixed profit rate as follows:

| Calendar year | Fixed profit rate<br>(% per annum) |
|---------------|------------------------------------|
| 2022 – 2032   | 23.5                               |
| 2033          | 12.5                               |
| 2034 – 2037   | 5.0                                |

## NOTES TO THE FINANCIAL STATEMENTS

FOR THE FINANCIAL YEAR ENDED 30 APRIL 2024 (CONTINUED)

### 11. DEFERRED TAX ASSETS/(LIABILITIES)

|   | Group               |                     | Company             |                     |
|---|---------------------|---------------------|---------------------|---------------------|
|   | 30.4.2024<br>RM'000 | 30.4.2023<br>RM'000 | 30.4.2024<br>RM'000 | 30.4.2023<br>RM'000 |
| At beginning of the year/period   | 67,024              | (14,745)            | 18,879              | 77                  |
| Recognised in the statements of profit or loss and other comprehensive income (Note 29) | (34,843)            | 81,769              | (9,913)             | 18,802              |
| At end of the year/period   | 32,181              | 67,024              | 8,966               | 18,879              |

(a) Presented after appropriate offsetting as follows:

|                          | Group               |                     | Company             |                     |
|--------------------------|---------------------|---------------------|---------------------|---------------------|
|                          | 30.4.2024<br>RM'000 | 30.4.2023<br>RM'000 | 30.4.2024<br>RM'000 | 30.4.2023<br>RM'000 |
| Deferred tax assets      | 237,706             | 214,267             | 8,973               | 18,894              |
| Deferred tax liabilities | (205,525)           | (147,243)           | (7)                 | (15)                |
|                          | 32,181              | 67,024              | 8,966               | 18,879              |

(b) The components of deferred tax assets/(liabilities) prior to offsetting are as follows:

|  | Group               |                     | Company             |                     |
|--|---------------------|---------------------|---------------------|---------------------|
|  | 30.4.2024<br>RM'000 | 30.4.2023<br>RM'000 | 30.4.2024<br>RM'000 | 30.4.2023<br>RM'000 |
| <b>Deferred tax assets</b>   |                     |                     |                     |                     |
| Impairment of receivables and contract assets  | 8,973               | 22,170              | 8,973               | 18,824              |
| Provisions   | 39,338              | 21,680              | -                   | 70                  |
| Unabsorbed tax losses  | 53,379              | 112,422             | -                   | -                   |
| Unutilised capital allowances  | 120,187             | 49,855              | -                   | -                   |
| Unutilised investment tax allowances   | 15,814              | 8,140               | -                   | -                   |
| Differences between the carrying amount of property, plant and equipment and their tax bases | 15                  | -                   | -                   | -                   |
|  | 237,706             | 214,267             | 8,973               | 18,894              |



## NOTES TO THE FINANCIAL STATEMENTS

FOR THE FINANCIAL YEAR ENDED 30 APRIL 2024 (CONTINUED)

### 11. DEFERRED TAX ASSETS/(LIABILITIES) (CONTINUED)

(b) The components of deferred tax assets/(liabilities) prior to offsetting are as follows (continued):

|  | Group               |                     | Company             |                     |
|--|---------------------|---------------------|---------------------|---------------------|
|  | 30.4.2024<br>RM'000 | 30.4.2023<br>RM'000 | 30.4.2024<br>RM'000 | 30.4.2023<br>RM'000 |
| <b>Deferred tax liabilities</b>  |                     |                     |                     |                     |
| Differences between the carrying amount of property, plant and equipment and their tax bases | (115,366)           | (74,969)            | (7)                 | (15)                |
| Borrowing cost capitalised   | (47,974)            | (37,620)            | -                   | -                   |
| Contract assets  | (42,185)            | (34,654)            | -                   | -                   |
|  | <b>(205,525)</b>    | <b>(147,243)</b>    | <b>(7)</b>          | <b>(15)</b>         |

The deferred tax assets and liabilities are not available for set-off as they arise from different taxable entities within the Group.

Subject to the agreement by Inland Revenue Board, the amount of temporary difference as at the end of the reporting year/period are as follows:

|  | Group               |                     | Company             |                     |
|--|---------------------|---------------------|---------------------|---------------------|
|  | 30.4.2024<br>RM'000 | 30.4.2023<br>RM'000 | 30.4.2024<br>RM'000 | 30.4.2023<br>RM'000 |
| Impairment of receivables and contract assets                                    | 86,437              | 106,451             | 79,821              | 81,089              |
| Provisions   | 177,046             | 94,043              | 34,286              | 3,999               |
| Unabsorbed tax losses  | 370,228             | 468,496             | 5,855               | -                   |
| Unutilised capital allowances  | 254,265             | 207,729             | 43                  | -                   |
| Unutilised investment tax allowances   | 262,403             | 234,202             | -                   | -                   |
| Others   | 306,823             | 598                 | -                   | -                   |
|  | <b>1,457,202</b>    | <b>1,111,519</b>    | <b>120,005</b>      | <b>85,088</b>       |
| Deferred tax assets arising in respect of the above temporary difference         | 349,728             | 266,765             | 28,801              | 20,422              |
| Deferred tax assets recognised   | <b>(237,706)</b>    | <b>(214,267)</b>    | <b>(8,973)</b>      | <b>(18,894)</b>     |
| Deferred tax assets not recognised due to uncertainties of realisation of profit | 112,022             | 52,498              | 19,828              | 1,528               |

The Group is eligible to claim 100% investment tax allowance ("ITA") on all qualifying expenditures incurred for its renewable energy business segment within 5 years from the date of the qualifying expenditures is first incurred. ITA on the said qualifying expenditures is available for offset against the future taxable profits of the Group, subject to the agreement of the Inland Revenue Board.

## NOTES TO THE FINANCIAL STATEMENTS

FOR THE FINANCIAL YEAR ENDED 30 APRIL 2024 (CONTINUED)

### 11. DEFERRED TAX ASSETS/(LIABILITIES)(CONTINUED)

The availability of unabsorbed tax losses for offsetting against future taxable profits of the Company and its respective subsidiaries in Malaysia are subject to requirements under the Income Tax Act, 1967 and guidelines issued by the tax authority.

The unabsorbed tax losses are available for offset against future taxable profits of the Group which will expire in the following years of assessment:

|      | Group               |                     | Company             |                     |
|------|---------------------|---------------------|---------------------|---------------------|
|      | 30.4.2024<br>RM'000 | 30.4.2023<br>RM'000 | 30.4.2024<br>RM'000 | 30.4.2023<br>RM'000 |
| 2025 | -                   | 71                  | -                   | -                   |
| 2031 | 137,407             | 468,425             | -                   | -                   |
| 2032 | 26,877              | -                   | -                   | -                   |
| 2033 | 38,890              | -                   | -                   | -                   |
| 2034 | 112,859             | -                   | -                   | -                   |
| 2035 | 54,195              | -                   | 5,855               | -                   |
|      | <b>370,228</b>      | <b>468,496</b>      | <b>5,855</b>        | <b>-</b>            |

### 12. TRADE AND OTHER RECEIVABLES

|                                       | Note | Group               |                     | Company             |                     |
|---------------------------------------|------|---------------------|---------------------|---------------------|---------------------|
|                                       |      | 30.4.2024<br>RM'000 | 30.4.2023<br>RM'000 | 30.4.2024<br>RM'000 | 30.4.2023<br>RM'000 |
| <b>Trade</b>                          |      |                     |                     |                     |                     |
| External parties                      | (a)  | 96,702              | 83,401              | 8,116               | 3,097               |
| Retention sums                        | (a)  | 6,360               | 4,454               | 3,879               | 118                 |
| Amount due from subsidiaries          | (a)  | -                   | -                   | 6,275               | 3,014               |
|                                       |      | <b>103,062</b>      | <b>87,855</b>       | <b>18,270</b>       | <b>6,229</b>        |
| <b>Non-trade</b>                      |      |                     |                     |                     |                     |
| Amounts due from subsidiaries         | (b)  | -                   | -                   | 657,309             | 636,571             |
| Other receivables                     |      | 2,072               | 8,359               | 3                   | 331                 |
| Deposits                              | (c)  | 8,386               | 6,959               | 1,455               | 557                 |
| Prepayments                           |      | 4,830               | 1,655               | 151                 | 234                 |
|                                       |      | <b>15,288</b>       | <b>16,973</b>       | <b>658,918</b>      | <b>637,693</b>      |
| Less: Allowance for impairment losses |      |                     |                     |                     |                     |
| - trade                               |      | (8,087)             | (4,955)             | (2,656)             | (2,656)             |
| - non-trade                           |      | (1,314)             | (1,314)             | (250)               | (250)               |
|                                       |      | <b>(9,401)</b>      | <b>(6,269)</b>      | <b>(2,906)</b>      | <b>(2,906)</b>      |
| Total trade and other receivables     |      | <b>108,949</b>      | <b>98,559</b>       | <b>674,282</b>      | <b>641,016</b>      |



## NOTES TO THE FINANCIAL STATEMENTS

FOR THE FINANCIAL YEAR ENDED 30 APRIL 2024 (CONTINUED)

### 12. TRADE AND OTHER RECEIVABLES (CONTINUED)

#### (a) Trade receivables

The Group's and the Company's normal trade credit terms ranged from 30 to 90 (30.4.2023: 30 to 90) days. Other credit terms are assessed and approved on a case-by-case basis. Trade receivables are recognised at their original invoice amounts which represent their fair values on initial recognition. Included in the trade receivables is an amount of RM50,475,867 (30.4.2023: RM33,872,108) which represents payment made to suppliers that are awaiting certification to accelerate the project.

The retention sums are due upon the expiry of the defect liability period stated in the respective contracts. The defect liability periods ranged from 12 to 36 (30.4.2023: 12 to 36) months.

The information about the credit exposures are disclosed in Note 33(b)(i).

#### (b) Amounts due from subsidiaries

Amounts due from subsidiaries represents advances and payments on behalf, which are unsecured, non-interest bearing, receivable on demand and/or expected to recover in the next twelve months in cash.

#### (c) Deposits

Included in the deposits is an amount of RM381,500 (30.4.2023: RM381,500) paid in respect of a land acquisition, as disclosed in Note 31(a).

### 13. CONTRACT ASSETS

|   | Group               |                     | Company             |                     |
|---|---------------------|---------------------|---------------------|---------------------|
|   | 30.4.2024<br>RM'000 | 30.4.2023<br>RM'000 | 30.4.2024<br>RM'000 | 30.4.2023<br>RM'000 |
| <b>Contract assets relating to:</b>           |                     |                     |                     |                     |
| - Renewable energy                            | 790,804             | 772,660             | -                   | -                   |
| - Construction and engineering                | 38,022              | 31,106              | 38,022              | 30,000              |
| - Green technology and environmental services | 48,184              | 48,184              | 48,184              | 48,184              |
| - Waste management and waste-to-energy        | 17,719              | 1,885               | -                   | -                   |
|   | <b>894,729</b>      | 853,835             | <b>86,206</b>       | 78,184              |
| Less: Allowance for impairment losses         | <b>(98,915)</b>     | (100,184)           | <b>(76,915)</b>     | (78,184)            |
|   | <b>795,814</b>      | 753,651             | <b>9,291</b>        | -                   |

(a) Revenue from contracts with customers are recognised over time, while the customers are billed via progress billings according to contractual milestones.

(b) A contract asset is recognised in respect of the right to consideration for work performed which has not been billed at the reporting date. Contract assets are reclassified to trade receivables at the point at which it is billed to the customers and none of the amounts are past due at the reporting date.



## NOTES TO THE FINANCIAL STATEMENTS

FOR THE FINANCIAL YEAR ENDED 30 APRIL 2024 (CONTINUED)

### 13. CONTRACT ASSETS (CONTINUED)

(c) Included in the contract assets of the Group and of the Company are RM795,814,332 (30.4.2023: RM753,650,706) and RM9,290,876 (30.4.2023: RMNil), respectively in relation to work performed but yet to be billed to customers in respect of the ongoing projects, of which RM766,397,578 (30.4.2023: RM746,981,787) and RM9,290,876 (30.4.2023: RMNil), respectively will be billed and paid based on agreed terms with the customers.

(d) The changes to contract assets balances during the financial year/period are summarised below:

|   | Group               |                     | Company             |                     |
|---|---------------------|---------------------|---------------------|---------------------|
|   | 30.4.2024<br>RM'000 | 30.4.2023<br>RM'000 | 30.4.2024<br>RM'000 | 30.4.2023<br>RM'000 |
| At beginning of the year/period                                       | 753,651             | 826,298             | -                   | 79,050              |
| Revenue recognised in profit or loss during the financial year/period | 173,564             | 179,955             | 20,714              | 3,265               |
| Progress billings issued during the year/period                       | (132,670)           | (152,418)           | (12,692)            | (4,131)             |
| Reversal of/(allowance for) impairment losses on contract assets      | 1,269               | (100,184)           | 1,269               | (78,184)            |
| At end of the year/period   | 795,814             | 753,651             | 9,291               | -                   |

### 14. DEPOSITS, CASH AND BANK BALANCES

|                        | Note | Group               |                     | Company             |                     |
|------------------------|------|---------------------|---------------------|---------------------|---------------------|
|                        |      | 30.4.2024<br>RM'000 | 30.4.2023<br>RM'000 | 30.4.2024<br>RM'000 | 30.4.2023<br>RM'000 |
| Cash and bank balances |      | 8,722               | 19,391              | 285                 | 2,689               |
| Short-term deposits:   | (a)  |                     |                     |                     |                     |
| - less than 3 months   |      | 144,760             | 135,243             | 21,610              | 32,246              |
| - more than 3 months   |      | -                   | 990                 | -                   | -                   |
|                        |      | 153,482             | 155,624             | 21,895              | 34,935              |

(a) The deposits placed with licensed banks are placements which bear interest at rates ranging from 2.18% to 2.90% (30.4.2023: 1.50% to 2.90%) per annum and mature within 1 to 90 (30.4.2023: 1 to 90) days.

(b) Included in short-term deposits of the Group and of the Company amounting to RM51,913,912 (30.4.2023: RM54,158,736) and RM21,610,378 (30.4.2023: RM21,073,426), respectively which are pledged to licensed banks for credit facilities granted to the Group and to the Company, and are therefore restricted and not available for general use, as disclosed in Note 20(a),(d) and (e).



## NOTES TO THE FINANCIAL STATEMENTS

FOR THE FINANCIAL YEAR ENDED 30 APRIL 2024 (CONTINUED)

### 14. DEPOSITS, CASH AND BANK BALANCES (CONTINUED)

(c) For the purpose of the statements of cash flows, cash and cash equivalents comprise of the following:

|  | Note | Group               |                     | Company             |                     |
|--|------|---------------------|---------------------|---------------------|---------------------|
|  |      | 30.4.2024<br>RM'000 | 30.4.2023<br>RM'000 | 30.4.2024<br>RM'000 | 30.4.2023<br>RM'000 |
| Cash and bank balances                             |      | 8,722               | 19,391              | 285                 | 2,689               |
| Short-term deposits (less than 3 months)           | (a)  | 144,760             | 135,243             | 21,610              | 32,246              |
|  |      | <b>153,482</b>      | 154,634             | <b>21,895</b>       | 34,935              |
| Less:  |      |                     |                     |                     |                     |
| Bank overdrafts                                    | 20   | (2,772)             | (3,393)             | -                   | -                   |
| Fixed deposits pledged with financial institutions |      | (51,914)            | (54,159)            | (21,610)            | (21,073)            |
|  |      | <b>(54,686)</b>     | (57,552)            | <b>(21,610)</b>     | (21,073)            |
|  |      | <b>98,796</b>       | 97,082              | <b>285</b>          | 13,862              |

### 15. SHARE CAPITAL

|  | Group and Company     |                       |                     |                     |
|--|-----------------------|-----------------------|---------------------|---------------------|
|  | 30.4.2024<br>Unit'000 | 30.4.2023<br>Unit'000 | 30.4.2024<br>RM'000 | 30.4.2023<br>RM'000 |
| <b>Issued and fully paid ordinary shares</b> |                       |                       |                     |                     |
| At beginning of the period/year              | 782,167               | 578,061               | 585,597             | 496,904             |
| Issued during the financial year/period:     |                       |                       |                     |                     |
| - Exercise of ESOS                           | 40,660                | 9,059                 | 15,451              | 3,442               |
| - Private placements                         | -                     | 195,047               | -                   | 84,605              |
| Transfer from reserves:                      |                       |                       |                     |                     |
| - Exercise of ESOS                           | -                     | -                     | 1,085               | 242                 |
| - Sale of treasury shares                    | -                     | -                     | -                   | 404                 |
| At end of the period/year                    | <b>822,827</b>        | 782,167               | <b>602,133</b>      | 585,597             |

The holders of ordinary shares (except treasury shares) are entitled to receive dividends as and when declared from time to time and are entitled to one vote per share at meetings of the Company. All ordinary shares rank equally with regard to the Company's residual assets.

During the financial year, the Company increased its total number of issued and paid-up share capital from 782,167,635 ordinary shares amounting to RM585,597,276 to 822,827,635 ordinary shares amounting to RM602,133,698, by way of:

- issuance of 2,000,000 new ordinary shares at an exercise price of RM0.38 per ordinary share pursuant to the exercise of options under the Employees' Share Option Scheme ("ESOS") on 26 July 2023;
- issuance of 560,000 new ordinary shares at an exercise price of RM0.38 per ordinary share pursuant to the exercise of options under the Employees' Share Option Scheme ("ESOS") on 2 August 2023;

## NOTES TO THE FINANCIAL STATEMENTS

FOR THE FINANCIAL YEAR ENDED 30 APRIL 2024 (CONTINUED)

### 15. SHARE CAPITAL (CONTINUED)

- (c) issuance of 1,200,000 new ordinary shares at an exercise price of RM0.38 per ordinary share pursuant to the exercise of options under the Employees' Share Option Scheme ("ESOS") on 15 September 2023;
- (d) issuance of 12,000,000 new ordinary shares at an exercise price of RM0.38 per ordinary share pursuant to the exercise of options under the Employees' Share Option Scheme ("ESOS") on 22 September 2023;
- (e) issuance of 1,400,000 new ordinary shares at an exercise price of RM0.38 per ordinary share pursuant to the exercise of options under the Employees' Share Option Scheme ("ESOS") on 4 October 2023;
- (f) issuance of 18,000,000 new ordinary shares at an exercise price of RM0.38 per ordinary share pursuant to the exercise of options under the Employees' Share Option Scheme ("ESOS") on 3 November 2023; and
- (g) issuance of 5,500,000 new ordinary shares at an exercise price of RM0.38 per ordinary share pursuant to the exercise of options under the Employees' Share Option Scheme ("ESOS") on 8 November 2023.

In the previous financial period, the Company increased its total number of issued and paid-up share capital from 578,061,453 ordinary shares to 782,167,635 ordinary shares, by way of issuance of 9,059,000 new ordinary shares at an exercise price of RM0.38 per ordinary share pursuant to the exercise of options under the ESOS and 195,047,182 new ordinary shares through three (3) private placement exercises at the issued price of RM0.95, RM0.95 and RM0.38 respectively. The private placement exercises were for the development cost for a solar power plant facility and partial repayment of bank borrowings, working capital of SMART WTE plant at Ladang Tanah Merah and development of the Large Scale Solar Phase 2 comprising Floating Solar projects at Danau Tok Uban.

The new ordinary shares issued rank pari passu in all respects with the existing ordinary shares of the Company.

#### Dividend Reinvestment Scheme ("DRS")

The DRS was established upon the approval from shareholders at the Annual General Meeting held on 21 April 2015. The DRS provides shareholders with the option to reinvest their dividends partially or wholly in new CRB shares in lieu of receiving cash.

Shareholders are expected to benefit from their participation in the DRS as the new shares may be issued at a discount and the DRS provides flexibility for the shareholders to choose to receive the dividends in cash or reinvesting them into the Company.

The DRS will also benefit the Company as the reinvestment of dividends by the shareholders in new shares will enlarge the share capital base and strengthen the capital position of the Company. The cash retained will be preserved to fund the Group's continuing growth and expansion plan and for the Group's working capital purpose.

In relation to dividends to be declared, the Board of Directors ("Board") may, at its absolute discretion, determine whether to offer shareholders the reinvestment option and where applicable, the Electable Portion of the dividends to which the reinvestment option applies. The Company is not obliged to undertake the DRS for every dividend to be declared.

In this respect, the Electable Portion may encompass the whole dividends declared or only a portion of the dividends. In the event the Electable Portion is not applicable for the whole dividends declared, the Non-Electable Portion will be paid in cash.

The issue price of such new shares will be fixed by the Board on the price fixing date and shall be determined based on the 5-day Volume Weighted Average Price ("VWAP") of the CRB Shares immediately preceding the price fixing date, with a discount of not more than ten percent (10%). The VWAP shall be adjusted ex-dividends before applying the said discount in fixing the Issue Price. In any event, the Issue Price will not be lower than CRB Shares of RM0.50 each.



## NOTES TO THE FINANCIAL STATEMENTS

FOR THE FINANCIAL YEAR ENDED 30 APRIL 2024 (CONTINUED)

### 16. REVERSE ACQUISITION RESERVE

In accordance with the principles of reverse acquisition in MFRS 3: Business Combinations, the amount recognised as issued instruments in the consolidated financial statements is determined by adding the cost of the business combination to the issued equity of the subsidiary being acquired immediately before the business combination. However, the equity structure appearing in the consolidated financial statements is of the Company.

Therefore, a reverse acquisition reserve of RM36,700,000 has been created, being the difference between the required Group's equity structure and the reported equity of the Company.

### 17. EMPLOYEE SHARE OPTION SCHEME RESERVE

Employee share option scheme ("ESOS") reserve represents the equity-settled share options granted to the Directors and employees. The reserve is made up of the cumulative value of services received from the Directors and employees recorded over the vesting period commencing from the grant date of equity-settled share options, and is reduced by the expiry or exercise of the share options.

The ESOS was implemented on 19 October 2015, which allows the Company to grant share options to eligible employees and Directors of the Group of up to 15% of the issued and paid-up share capital of the Company. The ESOS is governed by the By-Laws which was approved by the shareholders at the Tenth Annual General Meeting on 21 April 2015. The ESOS shall be in force for a period of 5 years up to 18 October 2020 and pursuant to By-Laws 21, the Board shall have the discretion to extend the duration of the ESOS for a maximum period of 5 years.

The salient features of the ESOS are as follows:

- (a) Option Committee is appointed by the Board to administer the ESOS, may from time to time grant options to eligible employees and Directors of the Group to subscribe for new ordinary shares;
- (b) The total number of new ordinary shares to be offered under the ESOS shall not exceed in aggregate fifteen percent (15%) of the issued and paid-up share capital of the Company at any point in time during the existence of the ESOS. In addition, not more than 10% of the new ordinary shares available under the ESOS shall be allocated to any individual Director or employee who, either singly or collectively through person(s) connected with him/her, holds 20% or more in the issued and paid-up capital of the Company;
- (c) Eligible persons are employees and Directors of the Group that have attained the age of eighteen (18) years, in full time confirmed employment and payroll or such person is serving in a specific designation under an employee contract for a fixed duration of at least one (1) year, not a participant of any other employee share option scheme within the Group which is in force for the time being and such person has fulfilled any other eligibility criteria determined by the Option Committee. For the avoidance of doubt, the Option Committee may determine any other eligibility criteria and/or waive any of the conditions of eligibility as set out in the By-Laws, for purposes of selecting an eligible person at any time and from time to time, in the Option Committee's discretion;
- (d) The criterion of allotment of new ordinary shares is by reference to the category of the eligible persons in consideration with due regard to, amongst others, the performance in the Group and seniority of the eligible persons;

## NOTES TO THE FINANCIAL STATEMENTS

FOR THE FINANCIAL YEAR ENDED 30 APRIL 2024 (CONTINUED)

### 17. EMPLOYEE SHARE OPTION SCHEME RESERVE (CONTINUED)

The salient features of the ESOS are as follows (continued):

- (e) The price at which the grantee is entitled to subscribe for each new ordinary share under the ESOS shall be determined based on the five (5)-day VWAP of the ordinary shares immediately preceding the date of offer, with a discount of not more than ten percent (10%) or such other percentage of discount as may be permitted by Bursa Malaysia Securities Berhad or any other relevant authorities from time to time during the duration of the ESOS. In any event, the exercise price of the ESOS options will not be lower than Company's share of RM0.50 each;
- (f) All new ordinary shares issued upon exercise of the options granted under the ESOS will rank pari passu in all respects with the existing ordinary shares except that the new CRB Shares issued will not be entitled to any dividend, rights or other distributions declared, made or paid to shareholders prior to the date of allotment; and
- (g) The 2022 Options granted under ESOS are not assignable

|                    |                         |
|--------------------|-------------------------|
| Grant date:        | 28.12.2022              |
| Number of options: | 49,894,000              |
| Exercise period:   | 28.12.2022 to 30.6.2024 |
| Exercise price:    | RM0.38                  |

The movements in the number of ESOS of the Group and of the Company during the financial year/period are as follows:

|                    | Number of options<br>Units'000 | Weighted average exercise price<br>RM | Weighted average share price at exercise date<br>RM |
|--------------------|--------------------------------|---------------------------------------|---|
| At 1 November 2021 | 33,530                         |                                       |   |
| Lapsed             | (33,530)                       |                                       |   |
| Granted            | 49,894                         | 0.38                                  |   |
| Exercised          | (9,059)                        | 0.38                                  | 1.03  |
| At 30 April 2023   | 40,835                         |                                       |   |
| Exercised          | (40,660)                       | 0.38                                  | 0.97  |
| Forfeited          | (175)                          |                                       |   |
| At 30 April 2024   | -                              |                                       |   |

A total of 23,100,000 ESOS options ("2017 Options") under the ESOS Scheme were offered to eligible Directors and employees at RM2.12 on 26 April 2017 and were fully accepted by all eligible Directors and employees on 16 May 2017.

A total of 33,800,000 ESOS options ("2019 Options") under the ESOS Scheme were offered to eligible Directors and employees at RM1.24 on 30 December 2019 and were fully accepted by all eligible Directors and employees on 23 January 2020.

However, all the outstanding ESOS options of 2017 Options and 2019 Options totalling 46,973,000 units were cancelled upon the mutual agreement with the respective ESOS Options holders on 11 March 2020.

The cancellation was mainly due to the outstanding ESOS Options which no longer serve as the effective tool to motivate, encourage, reward and retain the eligible employees and the Directors since the CRB shares have predominantly been trading below the exercise prices of the ESOS Options.



## NOTES TO THE FINANCIAL STATEMENTS

FOR THE FINANCIAL YEAR ENDED 30 APRIL 2024 (CONTINUED)

### 17. EMPLOYEE SHARE OPTION SCHEME RESERVE (CONTINUED)

Subsequent to the cancellation, a total of 48,600,000 ESOS options ("2020 Options") under the ESOS Scheme were offered to eligible Directors and employees at RM0.595 on 26 March 2020 and were fully accepted by all the eligible Directors and employees on 17 April 2020.

Upon the recommendation of Option Committee, the Company had on 9 October 2020 announced that the duration of the ESOS will be extended for a further one (1) year period from 19 October 2020 to 18 October 2021.

A total of 8,950,000 new ESOS options ("2021 Options") under the ESOS Scheme were offered to eligible Directors and employees at RM1.16 on 19 January 2021 and were fully accepted by all eligible employees on 8 February 2022.

On 9 July 2021, the Board further approved the extension of the duration of ESOS upon the recommendation from Option Committee which will be expiring on 18 October 2022 for a period from 19 October 2021 to 30 June 2022. On 30 June 2022, the Board further approved the extension of the duration of ESOS upon the recommendation from Option Committee which will be expiring on 30 June 2022 for a period from 1 July 2022 to 30 June 2023.

The unexercised ESOS options ("2020 Options") and ("2021 Options") had lapsed on 30 June 2022 as the shares were trading below the exercise prices of the ESOS Options.

A total of 49,894,000 ESOS options ("2022 Options") under the ESOS Scheme were offered to eligible Directors and employees at RM0.38 on 28 December 2022 and were fully accepted by all eligible Directors and employees on 31 January 2023.

Exercisable ESOS as at the end of the reporting period is Nil (30.4.2023: 40,835,000).

#### Fair value of share options granted

The fair values of the share options granted under the ESOS was determined using the binomial option pricing model, taking into account the terms and conditions upon which the instruments were granted by. The model simulates the total shareholder return. It takes into account historic dividends, share price fluctuation covariance of the Company and each entity of the group of competitors to predict the distribution of relative share performance.

The significant inputs to the model were as follows:

|                                      | Group     |           |
|--------------------------------------|-----------|-----------|
|                                      | 30.4.2024 | 30.4.2023 |
|                                      | RM'000    | RM'000    |
| Weighted average share price (RM)    | -         | 0.42      |
| Weighted average exercise price (RM) | -         | 0.38      |
| Expected volatility (%)              | -         | 64.92     |
| Expected life (years)                | -         | 1.51      |
| Risk-free interest rate (%)          | -         | 3.72      |

The expected life of the share options is based on historical data and is not necessarily indicative of the exercise patterns that may occur. The expected volatility reflects the assumption that the historical volatility of share price is indicative of future trends, which may also not necessarily be the actual outcome.

## NOTES TO THE FINANCIAL STATEMENTS

FOR THE FINANCIAL YEAR ENDED 30 APRIL 2024 (CONTINUED)

### 18. TREASURY SHARES

|                                 | Group and Company     |                       |                     |                     |
|---------------------------------|-----------------------|-----------------------|---------------------|---------------------|
|                                 | 30.4.2024<br>Unit'000 | 30.4.2023<br>Unit'000 | 30.4.2024<br>RM'000 | 30.4.2023<br>RM'000 |
| At beginning of the year/period | -                     | 7,630                 | -                   | 5,790               |
| Treasury shares sold            | -                     | (7,630)               | -                   | (5,790)             |
| At end of the year/period       | -                     | -                     | -                   | -                   |

Treasury shares relate to ordinary shares of the Company that are repurchased and held by the Company. The Company's share buyback scheme was approved by the Company's shareholders in the Annual General Meeting held on 28 March 2022 for the Company to repurchase up to 10% of its issued ordinary shares within a 5-year period. The share repurchases made to date were financed by internally generated funds and are being held as treasury shares in accordance with the requirement of Section 127 of the Companies Act 2016 in Malaysia.

In the previous financial period, on 6 April 2023, the Company resold a total of 2,600,000 treasury shares into the open market for a total consideration of RM2,086,500. The total number of treasury shares held after the resale was 5,030,100 units. On 7 April 2023, the Company resold a total of 4,570,100 treasury shares into the open market for a total consideration of RM3,744,105. The total number of treasury shares held after the resale was 460,000 units. On 11 April 2023, the Company resold the balance of 460,000 treasury shares into the open market for a total consideration of RM386,900.

There are no treasury shares held after the above resale since the end of the previous financial year under review.

### 19. PERPETUAL SUKUK

|  | Group               |                     |
|--|---------------------|---------------------|
|  | 30.4.2024<br>RM'000 | 30.4.2023<br>RM'000 |
| Issuance nominal value                               | 500,000             | 235,000             |
| Less: Total transaction costs, net of tax            | (5,257)             | (4,493)             |
|  | 494,743             | 230,507             |
| Distribution paid to perpetual sukuk holders to date | (47,273)            | (32,679)            |
| Distribution to perpetual sukuk holders to date      | 61,165              | 35,136              |
|  | 508,635             | 232,964             |
| <b>At nominal value:</b>                             |                     |                     |
| At beginning of the year – Tranche 1 (secured)       | 235,000             | 209,600             |
| Additions  |                     |                     |
| – Tranche 1 (secured)                                | -                   | 25,400              |
| – Tranche 2 (unsecured)                              | 100,000             | -                   |
| – Tranche 3 (unsecured)                              | 165,000             | -                   |
| At end of the year                                   | 500,000             | 235,000             |

On 4 September 2020 and 7 October 2020, a wholly owned subsidiary of the Company, Cypark Renewable Energy Sdn. Bhd. ("CRE") issued RM97,250,000 and RM22,100,000 nominal value of Sukuk Musharakah ("perpetual sukuk") identified as Tranche 1 Series 1 and Tranche 1 Series 2 respectively, under the perpetual sukuk programme of up to RM500 million. These issued perpetual sukuk are part of the first tranche of the programme.





## NOTES TO THE FINANCIAL STATEMENTS

FOR THE FINANCIAL YEAR ENDED 30 APRIL 2024 (CONTINUED)

### 19. PERPETUAL SUKUK (CONTINUED)

On 19 November 2020, CRE issued RM30,250,000 of Tranche 1 Series 3 nominal value of perpetual sukuk. It was followed with the issuance of Tranche 1 Series 4 amounting to RM15,400,000 and Tranche 1 Series 5 amounting to RM30,100,000 on 30 December 2020 and 22 February 2021 respectively. Subsequently, CRE issued Tranche 1 Series 6 amounting to RM8,000,000 on 12 April 2021, Tranche 1 Series 7 amounting to RM6,500,000 on 5 October 2021, Tranche 1 Series 8 amounting to RM10,400,000 on 27 April 2022, Tranche 1 Series 9 amounting to RM6,550,000 on 27 September 2022, and Tranche 1 Series 10 amounting to RM8,450,000 on 8 February 2023. These issued perpetual sukuk are part of the first tranche of the programme.

On 12 September 2023, CRE issued RM100,000,000 of Tranche 2 Series 11 nominal value of perpetual sukuk. This issued perpetual sukuk is the second tranche of the programme.

On 26 September 2023, CRE issued RM165,000,000 of Tranche 3 Series 12 nominal value of perpetual sukuk. This issued perpetual sukuk is the third tranche of the programme.

The proceeds from the issuance of the perpetual sukuk are for refinancing of existing financings/borrowings, working capital, investment, capital expenditure and general corporate purposes.

The salient features of the perpetual sukuk are as follows:

- (a) The perpetual sukuk is issued under the Shariah principle of Musharakah and unrated.
- (b) The perpetual sukuk is structured with a perpetual tenure and there is no fixed maturity date where CRE is required to redeem the perpetual sukuk mandatorily.
- (c) The perpetual sukuk shall at all times constitute direct, secured or unsecured (as the case may be), unconditional and subordinated obligations of CRE under the laws of Malaysia and shall at all times rank pari passu among themselves and as follows:
  - (i) in respect of such issuance of the secured perpetual sukuk, rank pari passu, without priority among themselves but each issuance of perpetual sukuk will be secured by their respective security and shall rank at least pari passu with all other present and future unsecured, unconditional and subordinated obligations of CRE and with any Parity Obligations; and
  - (ii) in respect of such issuance of the unsecured perpetual sukuk, rank pari passu, without priority amongst themselves, and rank at least pari passu with all other present and future unsecured, unconditional and subordinated obligations of CRE and with any Parity Obligations.
- (d) CRE may opt to defer payment of the Expected Periodic Distribution Amount (in whole or in part) which is otherwise scheduled to be paid on a Periodic Distribution Date by giving an irrevocable optional deferral notice not less than fifteen (15) days and not more than thirty (30) days prior to the relevant Periodic Distribution Date, provided that no Compulsory Periodic Distribution Payment Event has occurred.

A Compulsory Periodic Distribution Payment Event shall have occurred if, during the six (6)-month period ending on the day before the relevant scheduled Periodic Distribution Date, either or both of the following have occurred:

- (i) CRE has declared or paid any dividends or made other payments to holders of Junior Obligations or Parity Obligations; or
- (ii) CRE has redeemed, reduced, cancelled or bought back any of holders of Junior Obligations or Parity Obligation.

## NOTES TO THE FINANCIAL STATEMENTS

FOR THE FINANCIAL YEAR ENDED 30 APRIL 2024 (CONTINUED)

### 19. PERPETUAL SUKUK (CONTINUED)

The salient features of the perpetual sukuk are as follows (continued):

- (e) All matters or resolutions which require the sukukholders' consent under the perpetual sukuk program shall be carried out on a per tranche basis, unless the matter is in relation to the program would affect sukukholders of all tranches.
- (f) CRE has the option to redeem the perpetual sukuk under the following circumstances:
  - (i) CRE has redeemed, reduced, cancelled or bought back any of holders of Junior Obligations or Parity Obligations;
  - (ii) Accounting Event Redemption - if the perpetual sukuk is or will no longer be recorded as equity as a result of changes to accounting standards;
  - (iii) Tax Event Redemption - if CRE is or will become obliged to pay additional amount due to changes in tax laws or regulations;
  - (iv) Leverage Event Redemption - if the Net Debts Equity Ratio of CRE exceeds 0.75 times;
  - (v) Shareholder/Shareholding Event Redemption - if the shareholding of CRE changed; and
  - (vi) Sinking Fund Event Redemption - if CRE fails to comply with the Sinking Fund Top Up schedule of the respective tranche.
- (g) The perpetual sukuk issued during the year carried an initial fixed periodic distribution rate of 6.5% per annum payable on semi-annual basis in arrears. The periodic distribution rate of any tranche of perpetual sukuk will be reset at the aggregate of the initial period distribution rate plus step-up margin provided that such rate is capped at maximum rate.
- (h) The first tranche of perpetual sukuk is secured by the following:
  - (i) first ranking specific debenture over the building, plant and machinery referred to in Note 5(b) in relation to the First Tranche Eligible Projects and these projects owners are CRE's subsidiaries;
  - (ii) first ranking legal assignment and charge over the First Tranche Designated Accounts and the credit balances therein as well as the Permitted Investments;
  - (iii) first ranking legal assignment over intercompanies advances agreements entered into between CRE and its subsidiaries, including the assignment over the rights, titles and benefits (including proceeds from the sale of electricity) under the Renewable Energy Power Purchase Agreements ("REPPA") entered into between the subsidiaries and Tenaga Nasional Berhad ("TNB") in relation to the First Tranche Eligible Projects; and first ranking assignment over all insurance contracts in relation to the First Tranche Eligible Projects; and
  - (iv) first ranking assignment over all insurance contracts in relation to the First Tranche Eligible Projects.



## NOTES TO THE FINANCIAL STATEMENTS

FOR THE FINANCIAL YEAR ENDED 30 APRIL 2024 (CONTINUED)

### 20. LOANS AND BORROWINGS

|                                     | Note | Group               |                     | Company             |                     |
|-------------------------------------|------|---------------------|---------------------|---------------------|---------------------|
|                                     |      | 30.4.2024<br>RM'000 | 30.4.2023<br>RM'000 | 30.4.2024<br>RM'000 | 30.4.2023<br>RM'000 |
| <b>Non-current secured</b>          |      |                     |                     |                     |                     |
| Islamic medium term notes ("IMTNs") | (b)  | 491,565             | 509,919             | -                   | -                   |
| Term loans                          | (c)  | 799,529             | 673,375             | -                   | -                   |
|                                     |      | 1,291,094           | 1,183,294           | -                   | -                   |
| <b>Current secured</b>              |      |                     |                     |                     |                     |
| Bank overdrafts                     | (a)  | 2,772               | 3,393               | -                   | -                   |
| Islamic medium term notes ("IMTNs") | (b)  | 19,108              | 19,612              | -                   | -                   |
| Term loans                          | (c)  | 38,665              | 33,140              | -                   | -                   |
| Trust receipts                      | (d)  | 10,077              | 91,256              | 770                 | 26,962              |
| Revolving credits                   | (e)  | 125,500             | 116,322             | -                   | 37,000              |
|                                     |      | 196,122             | 263,723             | 770                 | 63,962              |
|                                     |      | 1,487,216           | 1,447,017           | 770                 | 63,962              |
| <b>Total loans and borrowings:</b>  |      |                     |                     |                     |                     |
| Bank overdrafts                     | (a)  | 2,772               | 3,393               | -                   | -                   |
| Islamic medium term notes ("IMTNs") | (b)  | 510,673             | 529,531             | -                   | -                   |
| Term loans                          | (c)  | 838,194             | 706,515             | -                   | -                   |
| Trust receipts                      | (d)  | 10,077              | 91,256              | 770                 | 26,962              |
| Revolving credits                   | (e)  | 125,500             | 116,322             | -                   | 37,000              |
|                                     |      | 1,487,216           | 1,447,017           | 770                 | 63,962              |

The breakdown of Islamic and Conventional loans and borrowings are as follows:

|                    | Group               |                     | Company             |                     |
|--------------------|---------------------|---------------------|---------------------|---------------------|
|                    | 30.4.2024<br>RM'000 | 30.4.2023<br>RM'000 | 30.4.2024<br>RM'000 | 30.4.2023<br>RM'000 |
| <b>Non-current</b> |                     |                     |                     |                     |
| Islamic            | 1,291,094           | 1,183,294           | -                   | -                   |
| <b>Current</b>     |                     |                     |                     |                     |
| Islamic            | 180,728             | 224,287             | 770                 | 63,962              |
| Conventional       | 15,394              | 39,436              | -                   | -                   |
|                    | 196,122             | 263,723             | 770                 | 63,962              |
|                    | 1,487,216           | 1,447,017           | 770                 | 63,962              |

## NOTES TO THE FINANCIAL STATEMENTS

FOR THE FINANCIAL YEAR ENDED 30 APRIL 2024 (CONTINUED)

### 20. LOANS AND BORROWINGS (CONTINUED)

#### (a) Bank overdrafts

Bank overdrafts of the Group bear interests at base lending rate ("BLR") + 1.00% (30.4.2023: BLR + 1.00%) per annum.

Bank overdrafts are secured by the following:

- (i) Deposits pledged to licensed banks, as disclosed in Note 14(b); and
- (ii) Corporate guarantee by the Company.

#### (b) Islamic medium-term notes ("IMTNs")

In previous financial years, a wholly owned subsidiary of the Company, Cypark Ref Sdn. Bhd. ("CREF") issued IMTNs pursuant to Sri Sukuk Murabahah Programme ("Sukuk Murabahah") of RM550 million in nominal value. Such IMTNs were issued in 19 series with maturities commencing from year 2022 to 2040. The profit margin ranges from 4.60% to 5.99% per annum.

The utilisation of the proceeds from the issuances shall include, but not limited to finance the costs and expenses associated with the design, procurement, construction and commission, of three (3) 30MWAC solar photovoltaic power plant projects under Large Scale Solar ("LSS") 2, the profit payment of the IMTNs during the construction period and to defray any expenses incurred in relation to the IMTNs.

The IMTNs are secured by the following:

- (i) Debenture incorporating a first ranking fixed and floating charge over the present and future assets of CREF;
- (ii) Assignment of Issuer's Material Project Documents;
- (iii) Assignment and Charge of Designated Accounts (Issuer);
- (iv) Assignment of Takaful Contracts/Insurance Policies;
- (v) Assignment of Project Bonds (Issuer);
- (vi) Tripartite Security Deeds under which the assignment of all revenue proceeds of those Power Purchase Agreements ("PPA") signed with TNB where the 3 projects were created; and
- (vii) Letter of Undertaking (Contingent Equity Support) by the Company.

CREF shall at all times after the project completion to ensure the following are met during the tenure of the Sukuk Murabahah:

- (i) Financial Service Coverage Ratio with cash of at least 1.10 times; and
- (ii) Finance to Equity ratio shall not exceed 80:20.



## NOTES TO THE FINANCIAL STATEMENTS

FOR THE FINANCIAL YEAR ENDED 30 APRIL 2024 (CONTINUED)

### 20. LOANS AND BORROWINGS (CONTINUED)

#### (c) Term loans

Term loans of the Group bear interests ranging from cost of funds ("COF") + 1.50% to COF + 2.25% (30.4.2023: COF + 1.50% to COF + 2.25%) per annum.

Term loans are secured by the following:

- (i) Debenture over the fixed and floating charges over present and future assets of projects funded, as disclosed in Notes 5(c) and 7(a);
- (ii) Assignment over all revenue proceeds from the projects funded;
- (iii) Assignment of all insurance policies relating to the projects funded;
- (iv) Charge over the designated bank accounts of the projects funded;
- (v) Facility Agreement between the bank and a subsidiary;
- (vi) Charge over the shares of a subsidiary;
- (vii) Charge over the land lease in relation to the projects;
- (viii) Corporate guarantee by the Company, and
- (ix) Guarantee from Credit Guarantee Corporation Malaysia Berhad.

#### (d) Trust receipts

Trust receipts of the Group bear interests ranging from BLR + 1.00%, base financing rate ("BFR") + 0.50% to BFR + 6.70% (30.4.2023: BLR + 1.25%, BFR + 0.75% to BFR + 6.70% and COF + 1.00% to COF + 2.00%) per annum.

Trust receipts are secured by the following:

- (i) Deposits pledged to the licensed banks, as disclosed in Note 14(b); and
- (ii) Corporate guarantee by the Company.

#### (e) Revolving credit

Revolving credits of the Group and of the Company bear interest ranging from COF + 1.30% to COF + 2.50% (30.4.2023: from COF + 1.30% to COF + 2.50%) per annum.

Revolving credits are secured by the following:

- (i) Deposits pledged to the licensed banks, as disclosed in Note 14(b); and
- (ii) Corporate guarantee by the Company.

## NOTES TO THE FINANCIAL STATEMENTS

FOR THE FINANCIAL YEAR ENDED 30 APRIL 2024 (CONTINUED)

### 21. LEASE LIABILITIES

|   | Group               |                     |
|---|---------------------|---------------------|
|   | 30.4.2024<br>RM'000 | 30.4.2023<br>RM'000 |
| At beginning of the year/period   | 5,720               | 6,527               |
| Additions during the year/period  | 212                 | -                   |
| Interest expense recognised in statement of profit or loss and other comprehensive income | 432                 | 464                 |
| Repayment of principal  | (560)               | (807)               |
| Repayment of interest   | (432)               | (464)               |
| At end of the year/period   | 5,372               | 5,720               |
| <b>Analysed by:</b>   |                     |                     |
| Non-current   | 4,859               | 5,219               |
| Current   | 513                 | 501                 |
|   | 5,372               | 5,720               |

Future minimum lease payments together with the present value of net minimum lease payments are as follows:

|   | Group               |                     |
|---|---------------------|---------------------|
|   | 30.4.2024<br>RM'000 | 30.4.2023<br>RM'000 |
| <b>Minimum lease payments</b>                     |                     |                     |
| - not later than 1 year                           | 827                 | 847                 |
| - later than 1 year and not later than 5 years    | 2,880               | 2,829               |
| - later than 5 years                              | 3,675               | 4,473               |
| Total minimum lease payments                      | 7,382               | 8,149               |
| Less: Future finance charges on lease liabilities | (2,010)             | (2,429)             |
| Present value of lease liabilities                | 5,372               | 5,720               |
| <b>Present value of minimum lease payments</b>    |                     |                     |
| - not later than 1 year                           | 513                 | 501                 |
| - later than 1 year and not later than 5 years    | 1,914               | 1,746               |
| - later than 5 years                              | 2,945               | 3,473               |
| Total present value of minimum lease payments     | 5,372               | 5,720               |
| Less: Amount due within 12 months                 | (513)               | (501)               |
| Amount due after 12 months                        | 4,859               | 5,219               |

Certain lease liabilities of the Group are secured by the Group's motor vehicles under the hire purchase arrangements, as disclosed in Note 6, with lease terms of 2 to 7 years (30.4.2023: 2 to 7 years).

The incremental borrowing rates applied to lease liabilities ranged from 2.32% to 6.79% (30.4.2023: 2.46% to 6.79%) per annum.



## NOTES TO THE FINANCIAL STATEMENTS

FOR THE FINANCIAL YEAR ENDED 30 APRIL 2024 (CONTINUED)

### 22. TRADE AND OTHER PAYABLES

|                                       | Note | Group               |                     | Company             |                     |
|---------------------------------------|------|---------------------|---------------------|---------------------|---------------------|
|                                       |      | 30.4.2024<br>RM'000 | 30.4.2023<br>RM'000 | 30.4.2024<br>RM'000 | 30.4.2023<br>RM'000 |
| <b>Trade</b>                          |      |                     |                     |                     |                     |
| Third parties                         | (a)  | 33,281              | 73,913              | 12,649              | 298                 |
| Retention sums                        | (a)  | 42,078              | 50,933              | 4,250               | 373                 |
| Amounts due to subsidiaries           |      | -                   | -                   | 540                 | 1,423               |
|                                       |      | <b>75,359</b>       | 124,846             | <b>17,439</b>       | 2,094               |
| <b>Non-trade</b>                      |      |                     |                     |                     |                     |
| Other payables                        |      | 28,107              | 26,430              | 1,557               | 712                 |
| Corporate shareholder of an associate | (b)  | 207                 | -                   | -                   | -                   |
| Amounts due to subsidiaries           | (c)  | -                   | -                   | 112,177             | 34,814              |
| Accruals                              |      | 18,264              | 22,251              | 2,090               | 4,246               |
| Provisions                            |      | 90,454              | 91,439              | -                   | -                   |
|                                       |      | <b>137,032</b>      | 140,120             | <b>115,824</b>      | 39,772              |
| Total trade and other payables        |      | <b>212,391</b>      | 264,966             | <b>133,263</b>      | 41,866              |

#### (a) Trade payables

These amounts are non-interest bearing. The normal trade credit terms granted to the Group and to the Company ranged from 30 to 90 (30.4.2023: 30 to 90) days although it is customary for the credit terms to be extended beyond 90 days based on case-by-case basis.

Included in trade payables of the Group is an amount due to a company in which a former Director of the Company has financial interests, CyEn Resources Sdn. Bhd., of RM1,158,702 (30.4.2023: RM1,942,679) which is subject to normal trade terms.

The retention sums are payable to the contractors upon the expiry of the defect liability period stated in the respective contracts ranged from 12 to 36 (30.4.2023: 12 to 36) months.

#### (b) Corporate shareholder of an associate

Amount due to corporate shareholder of an associate, BAC Renewable Sdn. Bhd., represents advances and payments on behalf, which is unsecured, non-interest bearing and repayable on demand in cash.

#### (c) Amounts due to subsidiaries

Amounts due to subsidiaries represents advances and payments on behalf, which are unsecured, non-interest bearing and repayable on demand in cash.

For explanations on the Group's and the Company's liquidity risk management processes, refer to Note 33(b)(ii).



## NOTES TO THE FINANCIAL STATEMENTS

FOR THE FINANCIAL YEAR ENDED 30 APRIL 2024 (CONTINUED)

### 23. REVENUE FROM CONTRACTS WITH CUSTOMERS AND OTHER REVENUE

|   | Group   |  | Company   |  |
|---|---|--|---|--|
|   | Financial year from 1.5.2023 to 30.4.2024<br>RM'000 | Financial period from 1.11.2021 to 30.4.2023<br>RM'000 | Financial year from 1.5.2023 to 30.4.2024<br>RM'000 | Financial period from 1.11.2021 to 30.4.2023<br>RM'000 |
| <b>Revenue from contracts with customers</b>            |   |  |   |  |
| Renewable energy  | 48,312  | 111,998  | -   | 1,300  |
| Construction and engineering                            | 46,715  | 6,392  | 46,794  | 1,775  |
| Green technology and environmental services             | 4,573   | 7,817  | -   | 1,490  |
| Waste management and Waste-to-Energy ("WTE")            | 46,727  | 127,234  | -   | -  |
| Management fee  | -   | -  | 6,400   | 16,000   |
|   | <b>146,327</b>                                      | 253,441  | <b>53,194</b>                                       | 20,565   |
| Dividend income   | -   | -  | -   | 25,000   |
|   | <b>146,327</b>                                      | 253,441  | <b>53,194</b>                                       | 45,565   |
| Financing revenue arising from contracts with customers | 37,584  | 58,544   | -   | -  |
|   | <b>183,911</b>                                      | 311,985  | <b>53,194</b>                                       | 45,565   |

Revenue from contracts with customers is recognised over time except for an amount of RM25,058,396 (30.4.2023: RM22,073,395) of the Group which is recognised at points in time.

As at 30 April 2024, the aggregate amount of the transaction price allocated to the remaining performance obligations of the Group in respect of renewable energy is RM638,264 (30.4.2023: RM6,550,995) and it will recognise this revenue over the next 12 months (30.4.2023: 12 months).

Included in the revenue of waste management and WTE of the Group is an amount of RMNil (30.4.2023: RM101,763,279) which represents revenue from construction related to concession asset.

### 24. COST OF OPERATIONS

Included in the cost of operations of the Group is an amount of RM29,892,577 (30.4.2023: RM46,148,621) which represents finance costs relating to contracts with customers.



## NOTES TO THE FINANCIAL STATEMENTS

FOR THE FINANCIAL YEAR ENDED 30 APRIL 2024 (CONTINUED)

### 25. FINANCE COSTS

|                                   | Group   |  | Company   |  |
|-----------------------------------|---|--|---|--|
|                                   | Financial year from 1.5.2023 to 30.4.2024<br>RM'000 | Financial period from 1.11.2021 to 30.4.2023<br>RM'000 | Financial year from 1.5.2023 to 30.4.2024<br>RM'000 | Financial period from 1.11.2021 to 30.4.2023<br>RM'000 |
| Interest expenses on:             |   |  |   |  |
| - Bank guarantee commissions      | 1,649   | 2,203  | 20  | 33   |
| - Bank overdrafts                 | 263   | 101  | -   | -  |
| - Lease liabilities               | 432   | 464  | -   | -  |
| - Letter of credits               | 267   | 72   | -   | -  |
| - Revolving credits               | 8,143   | 6,461  | -   | -  |
| - Term loans                      | 39,113  | 50,152   | -   | -  |
| - Trust receipts                  | 4,127   | 1,098  | -   | -  |
| - Others                          | (178)   | 924  | -   | 51   |
|                                   | <b>53,816</b>                                       | <b>61,475</b>  | <b>20</b>   | <b>84</b>  |
| Less: Borrowings cost capitalised |   |  |   |  |
| - Plant and equipment (Note 5)    | (20,379)  | (19,614)   | -   | -  |
| - Intangible assets (Note 7)      | -   | (26,237)   | -   | -  |
|                                   | <b>(20,379)</b>                                     | <b>(45,851)</b>  | <b>-</b>  | <b>-</b>   |
|                                   | <b>33,437</b>                                       | <b>15,624</b>  | <b>20</b>   | <b>84</b>  |

## NOTES TO THE FINANCIAL STATEMENTS

FOR THE FINANCIAL YEAR ENDED 30 APRIL 2024 (CONTINUED)

### 26. LOSS BEFORE TAXATION AND ZAKAT

Other than as disclosed elsewhere in the financial statements, the following items have been charged/(credited) in arriving at loss before taxation:

|  | Note  | Group   |  | Company   |  |
|--|-------|---|--|---|--|
|  |       | Financial year from 1.5.2023 to 30.4.2024<br>RM'000 | Financial period from 1.11.2021 to 30.4.2023<br>RM'000 | Financial year from 1.5.2023 to 30.4.2024<br>RM'000 | Financial period from 1.11.2021 to 30.4.2023<br>RM'000 |
| Auditors' remuneration:  |       |   |  |   |  |
| (a) Auditors of the Company  |       |   |  |   |  |
| - Statutory:   |       |   |  |   |  |
| - current year   |       | 516   | 480  | 184   | 157  |
| - under provision in prior years                                   |       | 15  | -  | 5   | -  |
| (b) Other auditors   |       |   |  |   |  |
| - Statutory  |       | 20  | 42   | -   | -  |
| Allowance for/(reversal of) impairment losses on:                  |       |   |  |   |  |
| - financial assets and contract assets                             | 12,13 | 1,863   | 106,453  | (1,269)   | 81,090   |
| - intangible assets  | 7     | -   | 56,119   | -   | 25,004   |
| - plant and equipment  | 5     | -   | 21,137   | -   | -  |
| - investment in subsidiaries                                       | 8     | -   | -  | 32,380  | -  |
| Amortisation of intangible assets                                  | 7     | 53,639  | 23,995   | -   | 1,195  |
| Bad debt written off   |       | 293   | -  | 124   | -  |
| Depreciation of:   |       |   |  |   |  |
| - plant and equipment  | 5     | 10,426  | 13,534   | 90  | 180  |
| - right-of-use assets  | 6     | 552   | 990  | -   | -  |
| Directors' remuneration  | 27    | 4,377   | 14,361   | 4,377   | 14,361   |
| Employee benefits expense  | 28    | 19,847  | 25,656   | 6,074   | 239  |
| Investment in subsidiaries written off                             |       | -   | -  | *   | -  |
| Loss/(gain) on realised foreign exchange                           |       | 12  | (101)  | -   | -  |
| (Reversal of)/provision for Liquidated Ascertained Damages ("LAD") | 22    | (985)   | 91,439   | -   | -  |
| Gain on unrealised foreign exchange                                |       | -   | (50)   | -   | -  |
| Gain on disposals of:  |       |   |  |   |  |
| - right-of-use assets  |       | -   | (52)   | -   | -  |
| - investment in subsidiaries                                       |       | (*)   | -  | (*)   | -  |
| Interest income  |       | (4,877)   | (5,016)  | (733)   | (1,435)  |
| Leases expense on:   |       |   |  |   |  |
| - low value assets   |       | 368   | 102  | 121   | 18   |
| - short-term leases  |       | 1,412   | 2,069  | 40  | 173  |
| Rental income  |       | (245)   | (23)   | -   | -  |

\* Denotes amount below RM1,000



## NOTES TO THE FINANCIAL STATEMENTS

FOR THE FINANCIAL YEAR ENDED 30 APRIL 2024 (CONTINUED)

### 27. DIRECTORS' REMUNERATION

|                                | Group and Company                                   |  |
|--------------------------------|---|--|
|                                | Financial year from 1.5.2023 to 30.4.2024<br>RM'000 | Financial period from 1.11.2021 to 30.4.2023<br>RM'000 |
| Executive:                     |   |  |
| Salaries, bonus and emoluments | 3,310   | 11,811   |
| Defined contribution plan      | 372   | 1,152  |
|                                | <b>3,682</b>  | 12,963   |
| Non-executive:                 |   |  |
| Fees                           | 695   | 1,398  |
|                                | <b>4,377</b>  | 14,361   |

### 28. EMPLOYEE BENEFITS EXPENSE

|                                   | Group   |  | Company   |  |
|-----------------------------------|---|--|---|--|
|                                   | Financial year from 1.5.2023 to 30.4.2024<br>RM'000 | Financial period from 1.11.2021 to 30.4.2023<br>RM'000 | Financial year from 1.5.2023 to 30.4.2024<br>RM'000 | Financial period from 1.11.2021 to 30.4.2023<br>RM'000 |
| Defined contribution plan:        |   |  |   |  |
| - current                         | 2,171   | 2,574  | 746   | 863  |
| - overprovision in prior years    | -   | (291)  | -   | (172)  |
| ESOS expenses                     | -   | 75   | -   | 75   |
| Fees                              | 18  | -  | -   | -  |
| Other staff related expenses      | 1,050   | 1,982  | 494   | 1,371  |
| Salaries, allowances and bonuses: |   |  |   |  |
| - current                         | 16,446  | 23,591   | 4,799   | 7,719  |
| - overprovision in prior years    | -   | (2,423)  | -   | (1,435)  |
| Social security contributions     | 162   | 148  | 35  | 46   |
| Staff cost reimbursement          |   |  |   |  |
| - charged by subsidiaries         | -   | -  | -   | 2,418  |
| - charged to subsidiaries         | -   | -  | -   | (10,646)   |
|                                   | <b>19,847</b>                                       | 25,656   | <b>6,074</b>  | 239  |

## NOTES TO THE FINANCIAL STATEMENTS

FOR THE FINANCIAL YEAR ENDED 30 APRIL 2024 (CONTINUED)

### 29. TAXATION AND ZAKAT

|   | Group   |  | Company   |  |
|---|---|--|---|--|
|   | Financial year from 1.5.2023 to 30.4.2024<br>RM'000 | Financial period from 1.11.2021 to 30.4.2023<br>RM'000 | Financial year from 1.5.2023 to 30.4.2024<br>RM'000 | Financial period from 1.11.2021 to 30.4.2023<br>RM'000 |
| <u>Malaysian income tax</u>                                     |   |  |   |  |
| - current year/period   | 188   | 1,291  | -   | 830  |
| - (over)/underprovision in prior period/year                    | (44)  | (147)  | (38)  | 95   |
|   | 144   | 1,144  | (38)  | 925  |
| <u>Deferred tax (Note 11)</u>                                   |   |  |   |  |
| - relating to origination and reversal of temporary differences | 43,287  | (81,370)   | 9,913   | (18,802)   |
| - overprovision in prior period/year                            | (8,444)   | (399)  | -   | -  |
|   | 34,843  | (81,769)   | 9,913   | (18,802)   |
| <u>Zakat</u>  | 500   | -  | 500   | -  |
|   | 35,487  | (80,625)   | 10,375  | (17,877)   |



## NOTES TO THE FINANCIAL STATEMENTS

FOR THE FINANCIAL YEAR ENDED 30 APRIL 2024 (CONTINUED)

### 29. TAXATION AND ZAKAT (CONTINUED)

Reconciliations of income tax expense applicable to the results of the Group and of the Company at the statutory income tax rate to income tax expense at the effective income tax rate of the Group and of the Company are as follows:

|   | Group   |  | Company   |  |
|---|---|--|---|--|
|   | Financial year from 1.5.2023 to 30.4.2024<br>RM'000 | Financial period from 1.11.2021 to 30.4.2023<br>RM'000 | Financial year from 1.5.2023 to 30.4.2024<br>RM'000 | Financial period from 1.11.2021 to 30.4.2023<br>RM'000 |
| Loss before taxation and zakat  | <b>(52,383)</b>                                     | (345,960)  | <b>(35,841)</b>                                     | (80,837)   |
| Tax at Malaysian statutory tax rate of 24% (30.4.2023: 24%)                     | <b>(12,572)</b>                                     | (83,030)   | <b>(8,602)</b>                                      | (19,401)   |
| Tax effects of:   |   |  |   |  |
| - share of results from associates  | <b>19</b>   | 88   | -   | -  |
| - income not subject to tax   | <b>(2,539)</b>                                      | (23,996)   | <b>(4)</b>  | (6,000)  |
| - expenses not deductible for tax purposes                                      | <b>2,376</b>  | 32,142   | <b>219</b>  | 6,472  |
| - utilisation of deferred tax assets not recognised previously                  | <b>(1,791)</b>                                      | (3,249)  | -   | -  |
| - effect from deductibility of borrowing costs capitalised in intangible assets | <b>(3,333)</b>                                      | (5,732)  | -   | -  |
| - deferred tax assets not recognised during the financial year/period           | <b>61,315</b>                                       | 3,698  | <b>18,300</b>                                       | 957  |
| (Over)/underprovision in prior period/year                                      |   |  |   |  |
| - income tax  | <b>(44)</b>   | (147)  | <b>(38)</b>   | 95   |
| - deferred tax  | <b>(8,444)</b>                                      | (399)  | -   | -  |
| Zakat   | <b>500</b>  | -  | <b>500</b>  | -  |
|   | <b>35,487</b>                                       | (80,625)   | <b>10,375</b>                                       | (17,877)   |

## NOTES TO THE FINANCIAL STATEMENTS

FOR THE FINANCIAL YEAR ENDED 30 APRIL 2024 (CONTINUED)

### 30. LOSSES PER SHARE

- (a) Basic losses per share amounts are based on loss for the financial year/period attributable to owners of the Company and the weighted average number of ordinary shares in issue during the financial year/period, calculated as follows:

|  | Group   |  |
|--|---|--|
|  | Financial year from 1.5.2023 to 30.4.2024<br>RM'000 | Financial period from 1.11.2021 to 30.4.2023<br>RM'000 |
| Loss attributable to the owners of the Company | (88,507)  | (246,040)  |
| Distribution to perpetual sukuk holders        | (26,029)  | (21,742)   |
|  | <b>(114,536)</b>                                    | <b>(267,782)</b>                                       |

|   | 30.4.2024<br>Unit'000 | 30.4.2023<br>Unit'000 |
|---|-----------------------|-----------------------|
| Weighted average number of ordinary shares for basic earnings per share | 804,043               | 626,443               |
| Basic loss per ordinary share (sen)                                     | <b>(14.25)</b>        | <b>(42.75)</b>        |

- (b) Diluted losses per share are based on the loss for the financial year/period attributable to owners of the Company (after adjusting for interest on the convertible bonds) and the weighted average number of ordinary shares outstanding during the financial year/period plus the weighted average number of ordinary shares that would be issued on conversion of all the dilutive potential ordinary shares into ordinary shares, calculated as follows:

|  | Group   |  |
|--|---|--|
|  | Financial year from 1.5.2023 to 30.4.2024<br>RM'000 | Financial period from 1.11.2021 to 30.4.2023<br>RM'000 |
| Loss attributable to the owners of the Company | (88,507)  | (246,040)  |
| Distribution to perpetual sukuk holders        | (26,029)  | (21,742)   |
|  | <b>(114,536)</b>                                    | <b>(267,782)</b>                                       |

|   | 30.4.2024<br>Unit'000 | 30.4.2023<br>Unit'000 |
|---|-----------------------|-----------------------|
| Weighted average number of ordinary shares for basic earnings per share | 804,043               | 626,443               |
| Potential shares issued pursuant to ESOS                                | -                     | 3,214                 |
| Adjusted weighted average number of ordinary shares                     | <b>804,043</b>        | <b>629,657</b>        |
| Diluted losses per ordinary share (sen)                                 | <b>(14.25)</b>        | <b>(42.53)</b>        |





## NOTES TO THE FINANCIAL STATEMENTS

FOR THE FINANCIAL YEAR ENDED 30 APRIL 2024 (CONTINUED)

### 31. CAPITAL COMMITMENTS

- (a) The Group made commitments for the following capital expenditures:

|  | Group         |           |
|--|---------------|-----------|
|  | 30.4.2024     | 30.4.2023 |
|  | RM'000        | RM'000    |
| In respect of capital expenditure approved and contracted for: |               |           |
| - Land   | 381           | 381       |
| - Plant and equipment  | 75,000        | 106,643   |
|  | <b>75,381</b> | 107,024   |

- (b) The Group made the following future lease commitments, as lessee:

|  | Group         |           |
|--|---------------|-----------|
|  | 30.4.2024     | 30.4.2023 |
|  | RM'000        | RM'000    |
| Future minimum lease payments                  |               |           |
| - not later than 1 year                        | 1,595         | 1,595     |
| - later than 1 year and not later than 5 years | 8,692         | 6,738     |
| - later than 5 years                           | 37,498        | 40,249    |
|  | <b>47,785</b> | 48,582    |

### 32. RELATED PARTIES

#### (a) Identity of related parties

Parties are considered to be related to the Group if the Group has the ability, directly or indirectly, to control the party or exercise significant influence over the party in making financial and operational decisions, or vice versa, or where the Group and the party are subject to common control. Related parties may be individuals or other entities.

Related parties of the Group include:

- (i) Subsidiaries;
- (ii) Associate;
- (iii) Entities in which Directors have substantial financial interests; and
- (iv) Key management personnel of the Group and of the Company, comprise persons (including Directors) having the authority and responsibility for planning, directing and controlling the activities directly or indirectly.

## NOTES TO THE FINANCIAL STATEMENTS

FOR THE FINANCIAL YEAR ENDED 30 APRIL 2024 (CONTINUED)

### 32. RELATED PARTIES (CONTINUED)

#### (b) Significant related parties transactions

Significant related party transactions other than disclosed elsewhere in the financial statements are as follows:

|  | Group   |  | Company   |  |
|--|---|--|---|--|
|  | Financial year from 1.5.2023 to 30.4.2024<br>RM'000 | Financial period from 1.11.2021 to 30.4.2023<br>RM'000 | Financial year from 1.5.2023 to 30.4.2024<br>RM'000 | Financial period from 1.11.2021 to 30.4.2023<br>RM'000 |
| <b>Subsidiaries</b>                                    |   |  |   |  |
| Amount charged by, for work performed on:              |   |  |   |  |
| - Development expenditure                              | -   | -  | -   | 2,400  |
| - Maintenance works projects                           | -   | -  | -   | 1,581  |
| Amount charged to, for work performed on:              |   |  |   |  |
| - Renewable energy projects                            | -   | -  | -   | (1,300)  |
| Dividend income  | -   | -  | -   | (25,000)   |
| Management fees  | -   | -  | (6,400)   | (16,000)   |
| Interest income  | -   | -  | -   | (1,642)  |
| Staff costs reimbursement                              |   |  |   |  |
| - Charged by   | -   | -  | -   | 3,134  |
| - Charged to   | -   | -  | -   | (10,646)   |
|  |   |  | (6,400)   | (47,473)   |
| <b>Related party</b>                                   |   |  |   |  |
| Amount charged by, for work performed on:              |   |  |   |  |
| - maintenance works projects*                          | -   | 1,186  | -   | -  |
| - waste management and WTE projects*                   | -   | 11,571   | -   | -  |
| Amount charged to, for work performed on:              |   |  |   |  |
| - renewable energy projects*                           | -   | (45)   | -   | -  |
|  | -   | 12,712   | -   | -  |
| Total transactions with subsidiaries and related party | -   | 12,712   | (6,400)   | (47,473)   |

\* Related party refers to a company in which a former Director of the Company has financial interests, namely CyEn Resources Sdn. Bhd.

The related party transactions described above were entered into in the normal course of business carried out based on negotiated terms and conditions and are mutually agreed with respective party.

The Company provides secured corporate guarantees to banks in respect of banking facilities granted to the subsidiaries as disclosed in Note 33(b)(ii).



## NOTES TO THE FINANCIAL STATEMENTS

FOR THE FINANCIAL YEAR ENDED 30 APRIL 2024 (CONTINUED)

### 32. RELATED PARTIES (CONTINUED)

#### (c) Significant financial year end related parties balances

Significant financial year end related parties balances other than disclosed elsewhere in the financial statements are as follows:

|   | Group               |                     | Company             |                     |
|---|---------------------|---------------------|---------------------|---------------------|
|   | 30.4.2024<br>RM'000 | 30.4.2023<br>RM'000 | 30.4.2024<br>RM'000 | 30.4.2023<br>RM'000 |
| <b>Amount due from subsidiaries</b>   |                     |                     |                     |                     |
| <b>Trade</b>  |                     |                     |                     |                     |
| Cypark Sdn. Bhd.  | -                   | -                   | 1,600               | -                   |
| Cypark Smart Technology Sdn. Bhd.   | -                   | -                   | 4,675               | 2,575               |
| Cypark Renewable Energy Sdn. Bhd.   | -                   | -                   | -                   | 439                 |
|   | -                   | -                   | 6,275               | 3,014               |
| <b>Non-trade</b>  |                     |                     |                     |                     |
| Cypark FMS Sdn. Bhd.  | -                   | -                   | -                   | 43                  |
| Cypark Green Tech Sdn. Bhd.   | -                   | -                   | 9,755               | 9,725               |
| Cypark (Sarawak) Sdn. Bhd.<br>(formerly known as Cypark Green<br>Resources Sdn. Bhd.) | -                   | -                   | 98                  | 12                  |
| Cypark Smart Technology Sdn. Bhd.   | -                   | -                   | 481,992             | 462,886             |
| Cypark Smart Technology (NS) Sdn. Bhd.  | -                   | -                   | 5,000               | 5,000               |
| Cypark Suria Merchang Sdn. Bhd.   | -                   | -                   | 95,887              | 93,072              |
| Cypark PDT Smart WTE (Bukit Payong)<br>Sdn. Bhd.                                      | -                   | -                   | -                   | 5                   |
| Cypark Renewable Energy Sdn. Bhd.   | -                   | -                   | 64,557              | 65,815              |
| Cypark RGFC Sdn. Bhd.   | -                   | -                   | 3                   | -                   |
| Forenergy Sdn. Bhd.   | -                   | -                   | 17                  | 13                  |
|   | -                   | -                   | 657,309             | 636,571             |
| <b>Amount due to subsidiaries</b>   |                     |                     |                     |                     |
| <b>Trade</b>  |                     |                     |                     |                     |
| Cypark Renewable Energy Sdn. Bhd.   | -                   | -                   | 540                 | -                   |
| Cypark Sdn. Bhd.  | -                   | -                   | -                   | 1,423               |
|   | -                   | -                   | 540                 | 1,423               |

## NOTES TO THE FINANCIAL STATEMENTS

FOR THE FINANCIAL YEAR ENDED 30 APRIL 2024 (CONTINUED)

### 32. RELATED PARTIES (CONTINUED)

#### (c) Significant financial year end related parties balances (continued)

|   | Group   |  | Company   |  |
|---|---|--|---|--|
|   | Financial year from 1.5.2023 to 30.4.2024<br>RM'000 | Financial period from 1.11.2021 to 30.4.2023<br>RM'000 | Financial year from 1.5.2023 to 30.4.2024<br>RM'000 | Financial period from 1.11.2021 to 30.4.2023<br>RM'000 |
| <b>Amount due to subsidiaries (continued)</b> |   |  |   |  |
| <b>Non-trade</b>                              |   |  |   |  |
| Cypark Sdn. Bhd.                              | -   | -  | -   | 34,814   |
| Cypark Renewable Energy Sdn. Bhd.             | -   | -  | 112,177   | -  |
|   | -   | -  | 112,177   | 34,814   |
| <b>Amount due to a former related party:</b>  |   |  |   |  |
| <b>Trade</b>                                  |   |  |   |  |
| - CyEn Resources Sdn. Bhd.                    | 1,159   | 1,943  | -   | -  |

#### (d) Compensation of key management personnel

The key management personnel includes Directors and certain members of senior management of the Group.

The remuneration of key management personnel during the financial year/period are as follows:

|                               | Group   |  | Company   |  |
|-------------------------------|---|--|---|--|
|                               | Financial year from 1.5.2023 to 30.4.2024<br>RM'000 | Financial period from 1.11.2021 to 30.4.2023<br>RM'000 | Financial year from 1.5.2023 to 30.4.2024<br>RM'000 | Financial period from 1.11.2021 to 30.4.2023<br>RM'000 |
| Short-term employees benefits | 8,777   | 16,038   | 8,245   | 13,754   |
| Defined contribution plan     | 903   | 1,557  | 842   | 1,283  |
| ESOS expenses                 | -   | 1,257  | -   | 1,180  |
| Other benefits                | -   | 6  | -   | 4  |
|                               | 9,680   | 18,858   | 9,087   | 16,221   |

Included in the key management personnel are Directors' remuneration as disclosed in Note 27.



## NOTES TO THE FINANCIAL STATEMENTS

FOR THE FINANCIAL YEAR ENDED 30 APRIL 2024 (CONTINUED)

### 32. RELATED PARTIES (CONTINUED)

#### (d) Compensation of key management personnel (continued)

The number of Directors of the Group and of the Company whose total remuneration during the financial year fall within the following bands is as follows:

|                       | Group and Company   |                         |
|-----------------------|---------------------|-------------------------|
|                       | Executive Directors | Non-Executive Directors |
| RM50,000 and below    | -                   | 3                       |
| RM50,001 – RM100,000  | -                   | 2                       |
| RM100,001 – RM150,000 | -                   | 2                       |
| RM150,001 – RM200,000 | -                   | -                       |
| RM200,001 – RM250,000 | -                   | -                       |
| RM250,001 – RM300,000 | -                   | -                       |
| RM300,001 – RM400,000 | 1                   | -                       |
| RM400,001 – RM450,000 | 1                   | -                       |
| More than RM450,001   | 2                   | -                       |

### 33. FINANCIAL INSTRUMENTS

#### (a) Categories of financial instruments

The following table analyses the financial instruments in the statements of financial position by the classes of financial instruments to which they are assigned:

| Group  | Carrying amount<br>RM'000 | Amortised cost<br>RM'000 |
|--|---------------------------|--------------------------|
| <b>30.4.2024</b>                                   |                           |                          |
| <b>Non-derivative financial assets</b>             |                           |                          |
| Trade and other receivables, excluding prepayments | 53,643                    | 53,643                   |
| Deposits, cash and bank balances                   | 153,482                   | 153,482                  |
|  | <b>207,125</b>            | <b>207,125</b>           |
| <b>Non-derivative financial liabilities</b>        |                           |                          |
| Trade and other payables                           | 212,391                   | 212,391                  |
| Loans and borrowings                               | 1,487,216                 | 1,487,216                |
| Lease liabilities                                  | 5,372                     | 5,372                    |
|  | <b>1,704,979</b>          | <b>1,704,979</b>         |

## NOTES TO THE FINANCIAL STATEMENTS

FOR THE FINANCIAL YEAR ENDED 30 APRIL 2024 (CONTINUED)

### 33. FINANCIAL INSTRUMENTS (CONTINUED)

#### (a) Categories of financial instruments (continued)

The following table analyses the financial instruments in the statements of financial position by the classes of financial instruments to which they are assigned (continued) :

| Group (continued)                                  | Carrying amount<br>RM'000 | Amortised cost<br>RM'000 |
|--|---------------------------|--------------------------|
| <b>30.4.2023</b>                                   |                           |                          |
| <b>Non-derivative financial assets</b>             |                           |                          |
| Trade and other receivables, excluding prepayments | 63,032                    | 63,032                   |
| Deposits, cash and bank balances                   | 155,624                   | 155,624                  |
|  | 218,656                   | 218,656                  |
| <b>Non-derivative financial liabilities</b>        |                           |                          |
| Trade and other payables                           | 264,966                   | 264,966                  |
| Loans and borrowings                               | 1,447,017                 | 1,447,017                |
| Lease liabilities                                  | 5,720                     | 5,720                    |
|  | 1,717,703                 | 1,717,703                |
| <b>Company</b>                                     |                           |                          |
| <b>30.4.2024</b>                                   |                           |                          |
| <b>Non-derivative financial assets</b>             |                           |                          |
| Trade and other receivables, excluding prepayments | 674,131                   | 674,131                  |
| Deposits, cash and bank balances                   | 21,895                    | 21,895                   |
|  | 696,026                   | 696,026                  |
| <b>Non-derivative financial liabilities</b>        |                           |                          |
| Trade and other payables                           | 133,263                   | 133,263                  |
| Loans and borrowings                               | 770                       | 770                      |
|  | 134,033                   | 134,033                  |
| <b>30.4.2023</b>                                   |                           |                          |
| <b>Non-derivative financial assets</b>             |                           |                          |
| Trade and other receivables, excluding prepayments | 640,782                   | 640,782                  |
| Deposits, cash and bank balances                   | 34,935                    | 34,935                   |
|  | 675,717                   | 675,717                  |
| <b>Non-derivative financial liabilities</b>        |                           |                          |
| Trade and other payables                           | 41,866                    | 41,866                   |
| Loans and borrowings                               | 63,962                    | 63,962                   |
|  | 105,828                   | 105,828                  |



## NOTES TO THE FINANCIAL STATEMENTS

FOR THE FINANCIAL YEAR ENDED 30 APRIL 2024 (CONTINUED)

### 33. FINANCIAL INSTRUMENTS (CONTINUED)

#### (b) Financial risk management

The Group's and the Company's activities are exposed to a variety of financial risks arising from their operations and the use of financial instruments. The key financial risks include credit risk, liquidity risk and interest rate risk. The Group's and the Company's overall financial risk management objective is to optimise value for their shareholders.

The Group and the Company operate within an established risk management framework and clearly defined guidelines that are regularly reviewed by the Group's Executive Director and does not trade in derivative financial instruments. Financial risk management is carried through internal control systems and adherence to Group's and the Company's financial risk management policies.

The following sections provide details regarding the Group's and the Company's exposure to the above-mentioned financial risks and the objectives, policies and processes for the management of these risks.

#### (i) Credit risk

Credit risk is the risk of financial loss that may arise on outstanding financial instruments should a counterparty default on its obligations. The Company is exposed to the credit risk arises primarily from contract assets and other receivables. For deposits, cash and bank balances, the Company minimises credit risk by dealing exclusively with high credit rating financial institutions.

The Group's and the Company's credit risk is primarily attributable to trade and other receivables and contract assets. The Group and the Company trade only with recognised and creditworthy third parties. It is the Group's and the Company's policies that all customers who wish to trade on credit terms are subject to credit verification procedures. In addition, receivable balances are monitored on an ongoing basis and the Group's and the Company's exposure to bad debts is not significant.

The credit risk of the Group's and of the Company's other financial assets, which comprise deposit, cash and bank balances arises from default of the counterparty, with a maximum exposure equal to the carrying amount of these financial assets.

#### Exposure to credit risk

As at the end of the reporting date, the Group's and the Company's maximum exposure to credit risk is represented by:

- The carrying amount of each class of financial assets recognised in the statements of financial position; and
- An amount of RM1,311,789,000 (30.4.2023: RM1,328,020,000) relating to a corporate guarantee provided by the Company to bank for subsidiaries' bank borrowings.

As at the reporting date, there was no indication that the subsidiaries would default on repayment since the utilisation of the banking facilities.

The financial guarantee has not been recognised as the fair value on initial recognition was immaterial since the financial guarantees provided by the Company did not contribute towards credit enhancement of the subsidiaries' borrowings in view of the security pledged by the subsidiaries and it is unlikely that the subsidiaries will default within the guarantee provided.

## NOTES TO THE FINANCIAL STATEMENTS

FOR THE FINANCIAL YEAR ENDED 30 APRIL 2024 (CONTINUED)

### 33. FINANCIAL INSTRUMENTS (CONTINUED)

#### (b) Financial risk management (continued)

##### (i) Credit risk (continued)

###### Trade receivables and contract assets

###### Credit risk concentration profile

The Group and the Company determine the credit risk concentration of its trade receivables and contract assets by industry sector profile on an ongoing basis. The credit risk concentration profile of the Group's and of the Company's trade receivables and contract assets at the reporting date are as follows:

###### Trade receivables

At the reporting date, the Group has a significant concentration of credit risk in the form of outstanding balances from two customers (30.4.2023: three customers) representing approximately 71% (30.4.2023: 75%) of the total trade receivables.

Management concluded that the credit risk in respect of trade receivables is insignificant. These receivables are not secured by any collateral.

###### Contract assets

At the reporting date, the Group has a significant concentration of credit risk in the form of contract assets from three customers (30.4.2023: three customers) representing approximately 96% (30.4.2023: 99%) of the total contract assets.

The credit risk is minimal and low as the contract assets are secured by a formal assignment to the Group of all solar energy sales proceeds collectable from Tenaga Nasional Berhad ("TNB") over the period of the Tripartite Security Deeds under which the assignment of all revenue proceeds of those PPA signed with TNB, as disclosed in Note 20(b). There has been no historical loss arising from the sale to TNB.

Management applies simplified approach (i.e. lifetime expected credit losses) in measuring the loss allowance for trade receivables and contract assets. The expected credit losses on trade receivables and contract assets are estimated by reference to past default experience of the debtors and an analysis of the debtors' current financial position, adjusted for factors that are specific to the debtors, general economic outlook of the energy industry in which the debtors operate and an assessment of both the current as well as the forecast direction of conditions at the reporting date.

There has been no change in the estimation techniques or significant assumptions made during the current reporting period.

During the financial year, certain receivables have been identified by the Group and by the Company as credit impaired.

Management writes off a trade receivable when there is information indicating that the debtor is in severe financial difficulty and there is no realistic prospect of recovery, e.g. when the debtor has been placed under liquidation or has entered into bankruptcy proceedings.





## NOTES TO THE FINANCIAL STATEMENTS

FOR THE FINANCIAL YEAR ENDED 30 APRIL 2024 (CONTINUED)

### 33. FINANCIAL INSTRUMENTS (CONTINUED)

#### (b) Financial risk management (continued)

##### (i) Credit risk (continued)

###### Other receivables and other financial assets

For other receivables and other financial assets (including cash and cash equivalents), the Group and the Company minimise credit risk by dealing exclusively with high credit rating counterparties. At the reporting date, the Group's and the Company's maximum exposure to credit risk arising from other receivables and other financial assets is represented by the carrying amount of each class of financial assets recognised in the statements of financial position.

The Group and the Company consider the probability of default upon initial recognition of asset and whether there has been a significant increase in credit risk on an ongoing basis throughout each reporting period. To assess whether there is a significant increase in credit risk, the Group and the Company compare the risk of a default occurring on the asset as at the reporting date with the risk of default as at the date of initial recognition. It considers available reasonable and supportive forward-looking information. Especially the following indicators are incorporated.

Regardless of the analysis above, a significant increase in credit risk is presumed if a debtor is more than 90 days past due in making a contractual payment.

For loans that are repayable on demand, impairment losses are assessed based on the assumption that repayment of the loan is demanded at the reporting date. If the borrower does not have sufficient highly liquid resources when the loan is demanded, the Group and the Company will consider the expected manner of recovery period of the intercompany loan.

As at the end of the reporting date, the Group and the Company consider the certain other receivables and other financial assets as credit impaired. Refer to Note 3.9(a) for the Group's and the Company's accounting policies for impairment of financial assets.

###### Amounts due from subsidiaries

At the reporting date, the Company has a significant concentration of credit risk in the form of outstanding balances from two subsidiaries (30.4.2023: three subsidiaries) representing approximately 88% (30.4.2023: 99%) of the total amounts due from subsidiaries.

Management assesses the credit risk of amounts due from subsidiaries with reference to the financial position, business performance of the subsidiaries and probability of default.

The amounts due from subsidiaries are considered to have low credit risk as the Company has control over the operating, investing and financing activities of its subsidiaries. The use of advances to assist with the subsidiaries' cash flow management is in line with the Group's treasury management. There has been no significant increase in the credit risk of the amounts due from subsidiaries since initial recognition.

Management has assessed and concluded that any credit risk in respect of amounts due from subsidiaries are to be considered insignificant.

## NOTES TO THE FINANCIAL STATEMENTS

FOR THE FINANCIAL YEAR ENDED 30 APRIL 2024 (CONTINUED)

### 33. FINANCIAL INSTRUMENTS (CONTINUED)

#### (b) Financial risk management (continued)

##### (i) Credit risk (continued)

##### Trade receivables and contract assets (continued)

The information about the exposure to credit risk and the loss allowances calculated under MFRS 9 for trade and other receivables (Note 12) and contract assets (Note 13), excluding prepayments are summarised below:

| Group                       | Gross amount<br>RM'000 | Individual impairment<br>RM'000 | Collective impairment<br>RM'000 | Carrying amount<br>RM'000 |
|-----------------------------|------------------------|---------------------------------|---------------------------------|---------------------------|
| <b>30.4.2024</b>            |                        |                                 |                                 |                           |
| Current, not past due       | 6,719                  | -                               | -                               | 6,719                     |
| 1 to 30 days, past due      | 1,582                  | -                               | -                               | 1,582                     |
| 31 to 90 days, past due     | 1,023                  | -                               | -                               | 1,023                     |
| More than 90 days, past due | 35,175                 | -                               | -                               | 35,175                    |
| Credit impaired             | 8,087                  | (8,087)                         | -                               | -                         |
| Trade receivables           | 52,586                 | (8,087)                         | -                               | 44,499                    |
| Other receivables           | 10,458                 | (1,314)                         | -                               | 9,144                     |
| Contract assets             | 894,729                | (76,915)                        | (22,000)                        | 795,814                   |
|                             | 957,773                | (86,316)                        | (22,000)                        | 849,457                   |
| <b>30.4.2023</b>            |                        |                                 |                                 |                           |
| Current, not past due       | 16,019                 | -                               | -                               | 16,019                    |
| 1 to 30 days, past due      | 224                    | -                               | -                               | 224                       |
| 31 to 90 days, past due     | 194                    | -                               | -                               | 194                       |
| More than 90 days, past due | 32,591                 | -                               | -                               | 32,591                    |
| Credit impaired             | 4,955                  | (4,955)                         | -                               | -                         |
| Trade receivables           | 53,983                 | (4,955)                         | -                               | 49,028                    |
| Other receivables           | 15,318                 | (1,314)                         | -                               | 14,004                    |
| Contract assets             | 853,835                | (78,184)                        | (22,000)                        | 753,651                   |
|                             | 923,136                | (84,453)                        | (22,000)                        | 816,683                   |



## NOTES TO THE FINANCIAL STATEMENTS

FOR THE FINANCIAL YEAR ENDED 30 APRIL 2024 (CONTINUED)

### 33. FINANCIAL INSTRUMENTS (CONTINUED)

#### (b) Financial risk management (continued)

##### (i) Credit risk (continued)

##### Trade receivables and contract assets (continued)

The information about the exposure to credit risk and the loss allowances calculated under MFRS 9 for trade and other receivables (Note 12) and contract assets (Note 13) are summarised below (continued):

| Company                      | Gross amount<br>RM'000 | Individual impairment<br>RM'000 | Collective impairment<br>RM'000 | Carrying amount<br>RM'000 |
|------------------------------|------------------------|---------------------------------|---------------------------------|---------------------------|
| <b>30.4.2024</b>             |                        |                                 |                                 |                           |
| Current, not past due        | 6,535                  | -                               | -                               | 6,535                     |
| 1 to 30 day, past due        | 694                    | -                               | -                               | 694                       |
| 31 to 90 days, past due      | 475                    | -                               | -                               | 475                       |
| More than 90 days, past due  | 7,910                  | -                               | -                               | 7,910                     |
| Credit impaired              | 2,656                  | (2,656)                         | -                               | -                         |
| Trade receivables            | 18,270                 | (2,656)                         | -                               | 15,614                    |
| Other receivables            | 1,458                  | (250)                           | -                               | 1,208                     |
| Amount due from subsidiaries | 657,309                | -                               | -                               | 657,309                   |
| Contract assets              | 86,206                 | (76,915)                        | -                               | 9,291                     |
|                              | <b>763,243</b>         | <b>(79,821)</b>                 | -                               | <b>683,422</b>            |
| <b>30.4.2023</b>             |                        |                                 |                                 |                           |
| Current, not past due        | 875                    | -                               | -                               | 875                       |
| 1 to 30 days, past due       | -                      | -                               | -                               | -                         |
| 31 to 90 days, past due      | -                      | -                               | -                               | -                         |
| More than 90 days, past due  | 2,698                  | -                               | -                               | 2,698                     |
| Credit impaired              | 2,656                  | (2,656)                         | -                               | -                         |
| Trade receivables            | 6,229                  | (2,656)                         | -                               | 3,573                     |
| Other receivables            | 888                    | (250)                           | -                               | 638                       |
| Amount due from subsidiaries | 636,571                | -                               | -                               | 636,571                   |
| Contract assets              | 78,184                 | (78,184)                        | -                               | -                         |
|                              | <b>721,872</b>         | <b>(81,090)</b>                 | -                               | <b>640,782</b>            |

## NOTES TO THE FINANCIAL STATEMENTS

FOR THE FINANCIAL YEAR ENDED 30 APRIL 2024 (CONTINUED)

### 33. FINANCIAL INSTRUMENTS (CONTINUED)

#### (b) Financial risk management (continued)

##### (i) Credit risk (continued)

#### Impairment on receivables and contract assets

The movement of the allowance for impairment loss on the Group's and the Company's receivables and contract assets is as follows:

| Group  | Trade receivables                |                                    |                           | Contract assets                  |                                    |                           |
|--|----------------------------------|------------------------------------|---------------------------|----------------------------------|------------------------------------|---------------------------|
|  | Lifetime ECL allowance<br>RM'000 | Credit impaired (Note i)<br>RM'000 | Total allowance<br>RM'000 | Lifetime ECL allowance<br>RM'000 | Credit impaired (Note i)<br>RM'000 | Total allowance<br>RM'000 |
| <b>At 1 May 2023</b>                               | -                                | 4,955                              | 4,955                     | 22,000                           | 78,184                             | 100,184                   |
| Charge/(reversal) for the financial year (Note ii) | -                                | 3,132                              | 3,132                     | -                                | (1,269)                            | (1,269)                   |
| <b>At 30 April 2024</b>                            | -                                | 8,087                              | 8,087                     | 22,000                           | 76,915                             | 98,915                    |
| <b>At 1 November 2021</b>                          | -                                | -                                  | -                         | -                                | -                                  | -                         |
| Charge for the financial period (Note ii)          | -                                | 4,955                              | 4,955                     | 22,000                           | 78,184                             | 100,184                   |
| <b>At 30 April 2023</b>                            | -                                | 4,955                              | 4,955                     | 22,000                           | 78,184                             | 100,184                   |

| Group                                     | Other receivables which are financial assets |                                    |                           |
|---|--|------------------------------------|---------------------------|
|   | Lifetime ECL allowance<br>RM'000             | Credit impaired (Note i)<br>RM'000 | Total allowance<br>RM'000 |
| <b>At 1 May 2023/30 April 2024</b>        | -  | 1,314                              | 1,314                     |
| <b>At 1 November 2021</b>                 | -  | -                                  | -                         |
| Charge for the financial period (Note ii) | -  | 1,314                              | 1,314                     |
| <b>At 30 April 2023</b>                   | -  | 1,314                              | 1,314                     |



## NOTES TO THE FINANCIAL STATEMENTS

FOR THE FINANCIAL YEAR ENDED 30 APRIL 2024 (CONTINUED)

### 33. FINANCIAL INSTRUMENTS (CONTINUED)

#### (b) Financial risk management (continued)

##### (i) Credit risk (continued)

##### Impairment on receivables and contract assets (continued)

The movement of the allowance for impairment loss on the Group's and the Company's receivables and contract assets is as follows (continued):

| Company  | Trade receivables                |                                    |                           | Contract assets                  |                                    |                           |
|--|----------------------------------|------------------------------------|---------------------------|----------------------------------|------------------------------------|---------------------------|
|  | Lifetime ECL allowance<br>RM'000 | Credit impaired (Note i)<br>RM'000 | Total allowance<br>RM'000 | Lifetime ECL allowance<br>RM'000 | Credit impaired (Note i)<br>RM'000 | Total allowance<br>RM'000 |
| <b>At 1 May 2023</b>                               | -                                | 2,656                              | 2,656                     | -                                | 78,184                             | 78,184                    |
| Charge/(reversal) for the financial year (Note ii) | -                                | -                                  | -                         | -                                | (1,269)                            | (1,269)                   |
| <b>At 30 April 2024</b>                            | -                                | 2,656                              | 2,656                     | -                                | 76,915                             | 76,915                    |
| <b>At 1 November 2021</b>                          | -                                | -                                  | -                         | -                                | -                                  | -                         |
| Charge for the financial period (Note ii)          | -                                | 2,656                              | 2,656                     | -                                | 78,184                             | 78,184                    |
| <b>At 30 April 2023</b>                            | -                                | 2,656                              | 2,656                     | -                                | 78,184                             | 78,184                    |

| Company                                   | Other receivables which are financial assets |                                    |                           | Amount due from subsidiaries     |                                    |                           |
|---|--|------------------------------------|---------------------------|----------------------------------|------------------------------------|---------------------------|
|   | Lifetime ECL allowance<br>RM'000             | Credit impaired (Note i)<br>RM'000 | Total allowance<br>RM'000 | Lifetime ECL allowance<br>RM'000 | Credit impaired (Note i)<br>RM'000 | Total allowance<br>RM'000 |
| <b>At 1 May 2023/30 April 2024</b>        | -  | 250                                | 250                       | -                                | -                                  | -                         |
| <b>At 1 November 2021</b>                 | -  | -                                  | -                         | -                                | -                                  | -                         |
| Charge for the financial period (Note ii) | -  | 250                                | 250                       | -                                | -                                  | -                         |
| <b>At 30 April 2023</b>                   | -  | 250                                | 250                       | -                                | -                                  | -                         |

- i. Receivables that are individually determined to be credit impaired at the financial year end relate to debtors who are in significant financial difficulties and have defaulted on payments.
- ii. The Group's and Company's allowance for impairment loss on trade and other receivables which are financial assets during the current financial year increased by RM1,864,029 (30.4.2023: increased by RM106,452,236) and decreased by RM1,268,125 (30.4.2023: increased by RM81,089,304), respectively mainly due to the provision for higher (30.4.2023: higher) and lower (30.4.2023: higher), respectively impaired trade and other receivables which are financial assets.

## NOTES TO THE FINANCIAL STATEMENTS

FOR THE FINANCIAL YEAR ENDED 30 APRIL 2024 (CONTINUED)

### 33. FINANCIAL INSTRUMENTS (CONTINUED)

#### (b) Financial risk management (continued)

##### (ii) Liquidity risk

Liquidity risk is the risk that the Group or the Company will encounter difficulty in meeting financial obligations when they fall due. The Group's and the Company's exposure to liquidity risk arise primarily from mismatches of the maturities between financial assets and liabilities. The Group's and the Company's exposure to liquidity risk arise principally from trade and other payables, loans and borrowings, and lease liabilities.

The Group and the Company maintain a level of cash and cash equivalents and bank facilities deemed adequate by the management to ensure, as far as possible, that it will have sufficient liquidity to meet its liabilities when they fall due.

##### Maturity analysis

The maturity analysis of the Group's and of the Company's financial liabilities by their relevant maturity at the reporting date based on contractual undiscounted repayment obligations are as follows:

| Group                    | Effective interest rate % | Carrying amount RM'000 | Contractual undiscounted cash flows RM'000 | Maturity                |                              |                          |
|--------------------------|---------------------------|------------------------|--|-------------------------|------------------------------|--------------------------|
|                          |                           |                        |  | Less than 1 year RM'000 | Between 1 and 5 years RM'000 | More than 5 years RM'000 |
| <b>30.4.2024</b>         |                           |                        |  |                         |                              |                          |
| Trade and other payables | -                         | 212,391                | 215,429                                    | 188,895                 | 26,534                       | -                        |
| Loans and borrowings     | 4.69 - 8.12               | 1,487,216              | 2,458,393                                  | 252,855                 | 878,625                      | 1,326,913                |
| Lease liabilities        | 2.46 - 6.79               | 5,372                  | 7,382                                      | 827                     | 2,880                        | 3,675                    |
|                          |                           | <b>1,704,979</b>       | <b>2,681,204</b>                           | <b>442,577</b>          | <b>908,039</b>               | <b>1,330,588</b>         |
| <b>30.4.2023</b>         |                           |                        |  |                         |                              |                          |
| Trade and other payables | -                         | 264,966                | 268,210                                    | 227,923                 | 40,287                       | -                        |
| Loans and borrowings     | 4.04 - 7.87               | 1,447,017              | 1,635,743                                  | 274,131                 | 537,695                      | 823,917                  |
| Lease liabilities        | 2.32 - 6.79               | 5,720                  | 8,149                                      | 847                     | 2,829                        | 4,473                    |
|                          |                           | <b>1,717,703</b>       | <b>1,912,102</b>                           | <b>502,901</b>          | <b>580,811</b>               | <b>828,390</b>           |



## NOTES TO THE FINANCIAL STATEMENTS

FOR THE FINANCIAL YEAR ENDED 30 APRIL 2024 (CONTINUED)

### 33. FINANCIAL INSTRUMENTS (CONTINUED)

#### (b) Financial risk management (continued)

##### (ii) Liquidity risk (continued)

##### Maturity analysis (continued)

The maturity analysis of the Group's and of the Company's financial liabilities by their relevant maturity at the reporting date based on contractual undiscounted repayment obligations are as follows (continued):

| Company                        | Effective interest rate % | Carrying amount RM'000 | Contractual undiscounted cash flows RM'000 | Maturity                |                              |                          |
|--------------------------------|---------------------------|------------------------|--|-------------------------|------------------------------|--------------------------|
|                                |                           |                        |  | Less than 1 year RM'000 | Between 1 and 5 years RM'000 | More than 5 years RM'000 |
| <b>30.4.2024</b>               |                           |                        |  |                         |                              |                          |
| Trade and other payables       | -                         | 133,263                | 133,263                                    | 133,263                 | -                            | -                        |
| Loans and borrowings           | 5.66 - 7.45               | 770                    | 770  | 770                     | -                            | -                        |
| Financial guarantee contracts* | -                         | -                      | 966,296                                    | 966,296                 | -                            | -                        |
|                                |                           | 134,033                | 1,100,329                                  | 1,100,329               | -                            | -                        |
| <b>30.4.2023</b>               |                           |                        |  |                         |                              |                          |
| Trade and other payables       | -                         | 41,866                 | 41,866                                     | 41,866                  | -                            | -                        |
| Loans and borrowings           | 5.30 - 7.20               | 63,962                 | 63,962                                     | 63,962                  | -                            | -                        |
| Financial guarantee contracts* | -                         | -                      | 842,970                                    | 842,970                 | -                            | -                        |
|                                |                           | 105,828                | 948,798                                    | 948,798                 | -                            | -                        |

\* The Company provides unsecured financial guarantees to banks in respect of banking facilities granted to certain subsidiaries. The maximum exposure to the Company amounted to RM966,296,040 (30.4.2023: RM842,970,165) representing banking facilities utilised by the subsidiaries at the reporting date. The amount represents maximum guarantees which could be recalled. At the reporting date, the Company does not consider it probable that a claim will be made against the Company under the intra-group financial guarantees.

## NOTES TO THE FINANCIAL STATEMENTS

FOR THE FINANCIAL YEAR ENDED 30 APRIL 2024 (CONTINUED)

### 33. FINANCIAL INSTRUMENTS (CONTINUED)

#### (b) Financial risk management (continued)

##### (iii) Interest rate risk

Cash flow interest rate risk is the risk that the future cash flows of a financial instrument will fluctuate because of changes in market interest rates. Fair value interest rate risk is the risk that the value of a financial instrument will fluctuate due to changes in market interest rates. As the Group and the Company have no significant interest-bearing financial assets, the Group's and the Company's income and operating cash flows are substantially independent of changes in market interest rates. The Group's and the Company's interest-bearing financial assets are mainly short-term in nature and have been mostly placed in deposits with licensed banks.

The Group's and the Company's interest rate risk arises primarily from interest-bearing borrowings. Borrowings at floating rates expose the Group and the Company to cash flow interest rate risk. Borrowings obtained at fixed rates expose the Group and the Company to fair value interest rate risk. The Group and the Company manage their interest rate exposure by maintaining a mix of fixed and floating rate borrowings.

##### Sensitivity analysis

At the reporting date, if interest rates were to increase or decrease by 50 basis points with all other variables held constant, the Group's and the Company's results net of tax would decrease or increase by RM5,136,000 and RMNil (30.4.2023: RM4,710,000 and RMNil) respectively, arising from the outstanding floating rate term loans and borrowings as at the end of the reporting period.

The sensitivity analysis is unrepresentative of the inherent interest rate risk as the year-end exposure does not reflect the exposure during the year.

#### (c) Fair value measurement

The carrying amounts of cash and cash equivalents, short-term receivables and payables and short-term borrowings reasonably approximate their fair values due to the relatively short-term nature of these financial instruments.

The carrying amounts of long-term floating rate term loans is reasonable approximation of fair values as the loans will be re-priced to market interest rate on or near reporting date.

There have been no transfers between Level 1 and Level 2 during the current and previous financial year/period.





## NOTES TO THE FINANCIAL STATEMENTS

FOR THE FINANCIAL YEAR ENDED 30 APRIL 2024 (CONTINUED)

### 33. FINANCIAL INSTRUMENTS (CONTINUED)

#### (c) Fair value measurement (continued)

| Group  | Carrying amount<br>RM'000 | Level 3<br>RM'000 | Total<br>RM'000 |
|--|---------------------------|-------------------|-----------------|
| <b>30.4.2024</b>   |                           |                   |                 |
| Fair value through profit or loss                        |                           |                   |                 |
| - Redeemable Convertible Unsecured Islamic Debt Security | 24,000                    | 24,000            | 24,000          |
| <b>30.4.2023</b>   |                           |                   |                 |
| Fair value through profit or loss                        |                           |                   |                 |
| - Redeemable Convertible Unsecured Islamic Debt Security | 24,000                    | 24,000            | 24,000          |

### 34. SEGMENT INFORMATION

The Group prepared the following segment information in accordance with MFRS 8: Operating Segments based on the internal reports of the Group's strategic business units which are regularly reviewed by the Executive Chair and Executive Director for the purpose of making decisions about resource allocation and performance assessment.

The primary segment reporting format is determined to be business segments as the Group's risks and rates of return are affected predominantly by the local economic environment in which it operates.

The Group has further streamlined and regrouped its core businesses into the four segments below in the beginning of current financial year:

| Segments                                     | Products and services   |
|--|---|
| Renewable energy                             | Engage in renewable energy businesses related to sales of energy generated from solar projects, Engineering, Procurement, Construction and Commissions ("EPCC") in solar projects, operations and maintenance for solar projects and other related specialist and consultancy works on solar. |
| Construction and engineering                 | Provision of landscape services, project management services, civil and structural works and infrastructure developments.   |
| Green technology and environmental services  | Provision of specialist maintenance works on leachate treatment plants, biogas and biomass activities and other related specialist or consultancy works.  |
| Waste management and Waste-to-Energy ("WTE") | Engage in construction of WTE plant, sale of energy related to WTE Integrated plant, operations and maintenance for WTE plant and related facilities, tipping fees from landfill operation and other related specialist or consultancy works related to waste management.                     |

## NOTES TO THE FINANCIAL STATEMENTS

FOR THE FINANCIAL YEAR ENDED 30 APRIL 2024 (CONTINUED)

### 34. SEGMENT INFORMATION (CONTINUED)

The Directors are of the opinion that all inter-segment transactions have been entered in the normal course of business and have been established on terms and conditions that are mutually agreed upon.

#### Segment (loss)/profit

Segment performance is used to measure performance as Executive Chair and Executive Director believe that such information is the most relevant in evaluating the results of certain segments relative to other entities that operate within these industries. Performance is evaluated based on operating profit or loss which is measured differently from operating profit or loss in the consolidated financial statements.

#### Segment assets and liabilities

The total of segment assets and liabilities are measured based on all assets and liabilities of a segment, as included in the internal reports that are reviewed by the Executive Chair and Executive Director.

|  | Renewable<br>energy<br>RM'000 | Construction<br>and engineering<br>RM'000 | Green<br>technology and<br>environmental<br>services<br>RM'000 | Waste<br>management<br>and WTE<br>RM'000 | Total<br>RM'000 |
|--|-------------------------------|---|--|--|-----------------|
| <b>Financial year from<br/>1.5.2023 to 30.4.2024</b> |                               |   |  |  |                 |
| <b>Revenue</b>                                       |                               |   |  |  |                 |
| Revenue from external<br>customers                   | 85,896                        | 46,715                                    | 4,573  | 46,727                                   | 183,911         |
| Inter-segment revenue                                | 380,270                       | -   | -  | -  | 380,270         |
| Total revenue  | 466,166                       | 46,715                                    | 4,573  | 46,727                                   | 564,181         |
| Adjustments and eliminations                         |                               |   |  |  | (380,270)       |
| Consolidated revenue                                 |                               |   |  |  | 183,911         |
| <b>Results</b>                                       |                               |   |  |  |                 |
| Segment profit/(loss)                                | 37,533                        | 5,488                                     | 2,818  | (34,892)                                 | 10,947          |
| Finance costs*                                       | (36,195)                      | (20)                                      | (374)  | (26,741)                                 | (63,330)        |
| Profit/(loss) before taxation and<br>zakat           | 1,338                         | 5,468                                     | 2,444  | (61,633)                                 | (52,383)        |
| Taxation and zakat                                   |                               |   |  |  | (35,487)        |
| Loss for the financial year                          |                               |   |  |  | (87,870)        |
| <b>30.04.2024</b>                                    |                               |   |  |  |                 |
| <b>Assets:</b>                                       |                               |   |  |  |                 |
| Segment assets                                       | 1,830,523                     | 33,530                                    | 30,915   | 1,010,461                                | 2,905,429       |
| <b>Liabilities:</b>                                  |                               |   |  |  |                 |
| Segment liabilities                                  | 1,242,559                     | 24,022                                    | 10,375   | 428,055                                  | 1,705,011       |

\* Including interest expense recognised in cost of operations.



## NOTES TO THE FINANCIAL STATEMENTS

FOR THE FINANCIAL YEAR ENDED 30 APRIL 2024 (CONTINUED)

### 34. SEGMENT INFORMATION (CONTINUED)

|  | Renewable<br>energy<br>RM'000 | Construction<br>and engineering<br>RM'000 | Green<br>technology and<br>environmental<br>services<br>RM'000 | Waste<br>management<br>and WTE<br>RM'000 | Total<br>RM'000 |
|--|-------------------------------|---|--|--|-----------------|
| <b>Financial year from<br/>1.5.2023 to 30.4.2024</b>   |                               |   |  |  |                 |
| <b>Other information</b>   |                               |   |  |  |                 |
| Adjusted earnings before<br>interest, taxes, depreciation<br>and amortisation<br>("Adjusted EBITDA") | 45,504                        | 5,551                                     | 2,898  | 17,985                                   | 71,938          |
| Amortisation of intangible<br>assets   | -                             | -   | -  | (53,639)                                 | (53,639)        |
| Bad debt written off   | -                             | (63)                                      | -  | (230)                                    | (293)           |
| Depreciation of:   |                               |   |  |  |                 |
| - plant and equipment  | (10,426)                      | -   | -  | -  | (10,426)        |
| - right-of-use assets  | (552)                         | -   | -  | -  | (552)           |
| Interest income  | 4,870                         | -   | -  | 7  | 4,877           |
| Finance costs*   | (36,195)                      | (20)                                      | (374)  | (26,741)                                 | (63,330)        |
| Allowance for impairment<br>losses on financial assets<br>and contract assets                        | (1,863)                       | -   | -  | -  | (1,863)         |
| Reversal of provision for LAD  | -                             | -   | -  | 985                                      | 985             |
| Share of results from<br>associates  | -                             | -   | (80)   | -  | (80)            |

\* Including interest expense recognised in cost of operations.

## NOTES TO THE FINANCIAL STATEMENTS

FOR THE FINANCIAL YEAR ENDED 30 APRIL 2024 (CONTINUED)

### 34. SEGMENT INFORMATION (CONTINUED)

|   | Renewable<br>energy<br>RM'000 | Construction<br>and engineering<br>RM'000 | Green<br>technology and<br>environmental<br>services<br>RM'000 | Waste<br>management<br>and WTE<br>RM'000 | Total<br>RM'000 |
|---|-------------------------------|---|--|--|-----------------|
| <b>Financial year from<br/>1.5.2023 to 30.4.2024</b>  |                               |   |  |  |                 |
| <b>Other information (continued)</b>  |                               |   |  |  |                 |
| <i>Reconciliation between<br/>adjusted earnings before<br/>interest, taxes, depreciation<br/>and amortisation and<br/>segment loss and:</i> |                               |   |  |  |                 |
| Adjusted earnings before<br>interest, taxes, depreciation<br>and amortisation<br>("Adjusted EBITDA")+                                       | 45,504                        | 5,551                                     | 2,898  | 17,985                                   | 71,938          |
| Amortisation of intangible<br>assets  | -                             | -   | -  | (53,639)                                 | (53,639)        |
| Bad debt written off  | -                             | (63)                                      | -  | (230)                                    | (293)           |
| Depreciation of:  |                               |   |  |  |                 |
| - plant and equipment   | (10,426)                      | -   | -  | -  | (10,426)        |
| - right-of-use assets   | (552)                         | -   | -  | -  | (552)           |
| Interest income   | 4,870                         | -   | -  | 7  | 4,877           |
| Finance costs*  | (36,195)                      | (20)                                      | (374)  | (26,741)                                 | (63,330)        |
| Allowance for impairment<br>losses on financial assets<br>and contract assets   | (1,863)                       | -   | -  | -  | (1,863)         |
| Reversal of provision for LAD   | -                             | -   | -  | 985                                      | 985             |
| Share of results from<br>associates   | -                             | -   | (80)   | -  | (80)            |
| <b>Segment profit/(loss)</b>  | <b>1,338</b>                  | <b>5,468</b>                              | <b>2,444</b>   | <b>(61,633)</b>                          | <b>(52,383)</b> |

+ Adjusted EBITDA represents EBITDA excluding the non-recurring items.



## NOTES TO THE FINANCIAL STATEMENTS

FOR THE FINANCIAL YEAR ENDED 30 APRIL 2024 (CONTINUED)

### 34. SEGMENT INFORMATION (CONTINUED)

|   | Renewable<br>energy<br>RM'000 | Construction<br>and engineering<br>RM'000 | Green<br>technology and<br>environmental<br>services<br>RM'000 | Waste<br>management<br>and WTE<br>RM'000 | Total<br>RM'000 |
|---|-------------------------------|---|--|--|-----------------|
| <b>Financial period from<br/>1.11.2021 to 30.4.2023</b> |                               |   |  |  |                 |
| <b>Revenue</b>  |                               |   |  |  |                 |
| Revenue from external<br>customers                      | 170,542                       | 6,392                                     | 7,817  | 127,234                                  | 311,985         |
| Inter-segment revenue                                   | 267,050                       | 19,245                                    | 1,320  | 73,232                                   | 360,847         |
| Total revenue   | 437,592                       | 25,637                                    | 9,137  | 200,466                                  | 672,832         |
| Adjustments and eliminations                            |                               |   |  |  | (360,847)       |
| Consolidated revenue                                    |                               |   |  |  | 311,985         |
| <b>Results</b>  |                               |   |  |  |                 |
| Segment loss  | (161,642)                     | (28,892)                                  | (48,708)   | (44,945)                                 | (284,187)       |
| Finance costs*  | (47,529)                      | (3,578)                                   | (782)  | (9,884)                                  | (61,773)        |
| Loss before taxation                                    | (209,171)                     | (32,470)                                  | (49,490)   | (54,829)                                 | (345,960)       |
| Taxation  |                               |   |  |  | 80,625          |
| Loss for the financial year                             |                               |   |  |  | (265,335)       |
| <b>30.4.2023</b>  |                               |   |  |  |                 |
| <b>Assets:</b>  |                               |   |  |  |                 |
| Segment assets  | 1,695,084                     | 20,654                                    | 27,758   | 997,536                                  | 2,741,032       |
| <b>Liabilities:</b>                                     |                               |   |  |  |                 |
| Segment liabilities                                     | 1,300,521                     | 11,054                                    | 13,247   | 393,111                                  | 1,717,933       |

\* Including interest expense recognised in cost of operations.

## NOTES TO THE FINANCIAL STATEMENTS

FOR THE FINANCIAL YEAR ENDED 30 APRIL 2024 (CONTINUED)

### 34. SEGMENT INFORMATION (CONTINUED)

|  | Renewable<br>energy<br>RM'000 | Construction<br>and engineering<br>RM'000 | Green<br>technology and<br>environmental<br>services<br>RM'000 | Waste<br>management<br>and WTE<br>RM'000 | Total<br>RM'000 |
|--|-------------------------------|---|--|--|-----------------|
| <b>Financial period from</b>   |                               |   |  |  |                 |
| <b>1.11.2021 to 30.4.2023</b>  |                               |   |  |  |                 |
| <b>Other information</b>   |                               |   |  |  |                 |
| Adjusted earnings before<br>interest, taxes, depreciation<br>and amortisation<br>("Adjusted EBITDA") | 105,487                       | 4,011                                     | 2,748  | 18,401                                   | 130,647         |
| Amortisation of intangible<br>assets   | (910)                         | -   | -  | (23,085)                                 | (23,995)        |
| Depreciation of:   |                               |   |  |  |                 |
| - plant and equipment  | (13,534)                      | -   | -  | -  | (13,534)        |
| - right-of-use assets  | (990)                         | -   | -  | -  | (990)           |
| Interest income  | 4,378                         | 460                                       | -  | 178                                      | 5,016           |
| Finance costs*   | (47,529)                      | (3,578)                                   | (782)  | (9,884)                                  | (61,773)        |
| Impairment losses on financial<br>assets and contract assets   | (22,000)                      | (33,363)                                  | (51,090)   | -  | (106,453)       |
| Impairment of plant and<br>equipment   | (21,137)                      | -   | -  | -  | (21,137)        |
| Impairment of intangible assets  | (17,119)                      | -   | -  | (39,000)                                 | (56,119)        |
| Provision for Liquidated<br>Ascertained Damages (LAD)  | (90,000)                      | -   | -  | (1,439)                                  | (91,439)        |
| Prolongation cost  | (104,485)                     | -   | -  | -  | (104,485)       |
| Provision of ESOS  | (1,332)                       | -   | -  | -  | (1,332)         |
| Share of results of an associate   | -                             | -   | (366)  | -  | (366)           |

\* Including interest expense recognised in cost of operations.



## NOTES TO THE FINANCIAL STATEMENTS

FOR THE FINANCIAL YEAR ENDED 30 APRIL 2024 (CONTINUED)

### 34. SEGMENT INFORMATION (CONTINUED)

|   | Renewable<br>energy<br>RM'000 | Construction<br>and engineering<br>RM'000 | Green<br>technology and<br>environmental<br>services<br>RM'000 | Waste<br>management<br>and WTE<br>RM'000 | Total<br>RM'000  |
|---|-------------------------------|---|--|--|------------------|
| <b>Financial period from</b>  |                               |   |  |  |                  |
| <b>1.11.2021 to 30.4.2023</b>   |                               |   |  |  |                  |
| <b>Other information (continued)</b>  |                               |   |  |  |                  |
| <i>Reconciliation between adjusted earnings before interest, taxes, depreciation and amortisation and segment profit and:</i> |                               |   |  |  |                  |
| Adjusted earnings before interest, taxes, depreciation and amortisation ("Adjusted EBITDA")+                                  | 105,487                       | 4,011                                     | 2,748  | 18,401                                   | 130,647          |
| Amortisation of intangible assets   | (910)                         | -   | -  | (23,085)                                 | (23,995)         |
| Depreciation of:  |                               |   | -  | -  |                  |
| - plant and equipment   | (13,534)                      | -   | -  | -  | (13,534)         |
| - right-of-use assets   | (990)                         | -   | -  | -  | (990)            |
| Interest income   | 4,378                         | 460                                       | -  | 178                                      | 5,016            |
| Impairment losses on financial instrument and contract assets   | (22,000)                      | (33,363)                                  | (51,090)   | -  | (106,453)        |
| Impairment of plant and equipment   | (21,137)                      | -   | -  | -  | (21,137)         |
| Impairment of intangible assets   | (17,119)                      | -   | -  | (39,000)                                 | (56,119)         |
| Provision for Liquidated Ascertained Damages (LAD) <sup>1</sup>   | (90,000)                      | -   | -  | (1,439)                                  | (91,439)         |
| Prolongation cost <sup>1</sup>  | (104,485)                     | -   | -  | -  | (104,485)        |
| Provision of ESOS <sup>1</sup>  | (1,332)                       | -   | -  | -  | (1,332)          |
| Share of results of an associate  | -                             | -   | (366)  | -  | (366)            |
| <b>Segment loss</b>   | <b>(161,642)</b>              | <b>(28,892)</b>                           | <b>(48,708)</b>  | <b>(44,945)</b>                          | <b>(284,187)</b> |

+ Adjusted EBITDA represents EBITDA excluding the non-recurring items.

1 Non-recurring item which are one-off items.

## NOTES TO THE FINANCIAL STATEMENTS

FOR THE FINANCIAL YEAR ENDED 30 APRIL 2024 (CONTINUED)

### 34. SEGMENT INFORMATION (CONTINUED)

(a) The following table provides an analysis of the Group's revenue by products:

| Group   | Number of customers | Revenue RM'000 | Percentage of total revenue % |
|---|---------------------|----------------|-------------------------------|
| <b>Financial year from 1.5.2023 to 30.4.2024</b>    |                     |                |                               |
| Renewable energy                                    |                     | 84,847         | 46                            |
| Construction and engineering                        |                     | 46,809         | 25                            |
| Waste management and WTE                            |                     | 21,668         | 12                            |
|   | 5                   | 153,324        | 83                            |
| <b>Financial period from 1.11.2021 to 30.4.2023</b> |                     |                |                               |
| Renewable energy                                    |                     | 122,713        | 58                            |
| Construction and engineering                        |                     | 4,613          | 2                             |
| Waste management and WTE                            |                     | 25,471         | 12                            |
|   | 5                   | 152,797        | 72                            |

The ultimate customer of these four (30.4.2023: five) customers is TNB. They each have signed a 21-year PPA with TNB.

(b) Additions to non-current assets consist of:

|                     | 30.4.2024<br>RM'000 | 30.4.2023<br>RM'000 |
|---------------------|---------------------|---------------------|
| Intangible assets   | 1,431               | 132,483             |
| Plant and equipment | 211,261             | 206,190             |
| Right-of-use assets | 212                 | -                   |
|                     | 212,904             | 338,673             |

(c) Geographical information

No segmental information is provided on a geographical basis as the Group's activities are conducted predominantly in Malaysia.





## NOTES TO THE FINANCIAL STATEMENTS

FOR THE FINANCIAL YEAR ENDED 30 APRIL 2024 (CONTINUED)

### 35. CAPITAL MANAGEMENT

The primary objective of the Group's and of the Company's capital management is to ensure that they maintain a strong credit rating and healthy capital ratio in order to support their business and maximise shareholders' value.

The Group and the Company manage their capital structure and make adjustments to it, in light of changes in economic conditions. To maintain or adjust the capital structure, the Group and the Company may adjust the dividend payments to shareholders, return capital to shareholders or issue new shares. No changes were made in the objectives, policies or processes during the financial year/period ended 30 April 2024 and 30 April 2023.

The Group and the Company monitor capital using a gearing ratio, which is net debt divided by total equity plus net debt. Net debt comprises loans and borrowings, less short-term fund, deposits, cash and bank balances.

|  | Note | Group               |                     | Company             |                     |
|--|------|---------------------|---------------------|---------------------|---------------------|
|  |      | 30.4.2024<br>RM'000 | 30.4.2023<br>RM'000 | 30.4.2024<br>RM'000 | 30.4.2023<br>RM'000 |
| Loans and borrowings                   | 20   | 1,487,216           | 1,447,017           | 770                 | 63,962              |
| Less: Deposits, cash and bank balances | 14   | (153,482)           | (155,624)           | (21,895)            | (34,935)            |
| Net debt/(cash)                        |      | 1,333,734           | 1,291,393           | (21,125)            | 29,027              |
| Total equity                           |      | 1,200,418           | 1,023,099           | 604,684             | 635,449             |
| Capital and net debt                   |      | 2,534,152           | 2,314,492           | 583,559             | 664,476             |
| Gearing ratio                          |      | 52.63%              | 55.80%              | N/A                 | 4.37%               |

N/A – Not applicable, as the deposits, cash and bank balances of the Company are sufficient to settle all the outstanding debts of the Company as at the financial year end.

## NOTES TO THE FINANCIAL STATEMENTS

FOR THE FINANCIAL YEAR ENDED 30 APRIL 2024 (CONTINUED)

### 36. CONTINGENT LIABILITIES AND MATERIAL LITIGATIONS

On 19 May 2022, the Company ("CRB") on behalf of its wholly owned subsidiary Cypark Sdn. Bhd., issued a notice of Arbitration against the Government of Malaysia, Kementerian Perumahan dan Kerajaan Tempatan, Jabatan Sisa Pepejal Negara dan Ketua Pengarah, Jabatan Pengurusan Sisa Pepejal Negara. The Company is claiming the following reliefs:

- Extension of time for the contract from 30 November 2014 until the Certificate of Practical completion which is 23 December 2015 (388 days);
- Loss and expenses for the EOT period amounting RM61,339,616.73; and
- Release of the remaining balance of the withheld Liquidated Ascertained Damages ("LAD") amounting to RM2,655,651.

The Respondents served their Response to the Notice of Arbitration on 22.8.2022 by claiming, among others, as follows:

- As at the commencement of the arbitral proceedings, the Respondents are still conducting the assessment over the voluminous of documents submitted by CRB in support of its loss and expense claim;
- CRB's request for EOT No. 6 was rejected due to such request was submitted long after the Respondents have issued the Certificate of Partial Completion ("CPC");
- The Respondents are entitled to deduct the LAD sum due to the following reasons:
  - i) CRB failed to complete the works on the date of completion as stipulated under the Contract;
  - ii) The LAD sum was deducted due to the said non-completion works; and
  - iii) The Certificate of Delay and EOT were issued subsequent to the commencement of the EOT period.

On 30 May 2023, the director of AIAC has appointed Tan Sri Datuk Zainun Ali as the Sole Arbitrator. No hearing date has been fixed yet as both parties pending receiving directions from the appointed Arbitrator.

### 37. SIGNIFICANT AND SUBSEQUENT EVENTS

On 9 June 2024, the Company's subsidiary, Cypark Suria Merchang Sdn. Bhd. has successfully reached its Commercial Operation Date ("COD") for its 100MW Large Solar Scale 3 ("LSS 3") Hybrid Solar Energy Plant in Merchang, Terengganu.

### 38. COMPARATIVE FIGURES

In the previous financial period, the Company changed its financial year end from 31 October 2021 to 30 April 2023. Accordingly, the previous financial period's comparative figures for the statements of profit or loss and other comprehensive income, statements of changes in equity, statements of cash flows and the related notes are for eighteen months from 1 November 2021 to 30 April 2023, and are therefore not comparable to the current year's twelve month from 1 May 2023 to 30 April 2024.



## STATEMENT BY DIRECTORS

PURSUANT TO SECTION 251(2) OF THE COMPANIES ACT 2016

We, Dato' Hamidah Binti Moris and Muhammad Ashraf Bin Muhammad Amir, being two of the Directors of Cypark Resources Berhad, do hereby state that, in the opinion of the Directors, the accompanying financial statements set out on pages 59 to 166 are drawn up in accordance with Malaysian Financial Reporting Standards, International Financial Reporting Standards and the requirements of the Companies Act 2016 in Malaysia so as to give a true and fair view of the financial position of the Group and of the Company as at 30 April 2024 and of their financial performance and cash flows for the financial year then ended.

Signed on behalf of the Board in accordance with a resolution of the Directors dated 16 August 2024.

**Dato' Hamidah Binti Moris**

Director

Kuala Lumpur

**Muhammad Ashraf Bin Muhammad Amir**

Director

## STATUTORY DECLARATION

PURSUANT TO SECTION 251(1)(B) OF THE COMPANIES ACT 2016

I, Muhammad Ashraf Bin Muhammad Amir, being the Director primarily responsible for the financial management of Cypark Resources Berhad, do solemnly and sincerely declare that the accompanying financial statements set out on pages 59 to 166 are in my opinion correct, and I make this solemn declaration conscientiously believing the same to be true and by virtue of the provisions of the Statutory Declarations Act 1960.

Subscribed and solemnly declared by  
the abovenamed Muhammad Ashraf Bin Muhammad Amir  
at Kuala Lumpur in Wilayah Persekutuan  
on 16 August 2024.

**Muhammad Ashraf Bin Muhammad Amir**

Director

Before me,

# INDEPENDENT AUDITORS' REPORT

TO THE MEMBERS OF CYPARK RESOURCES BERHAD

## REPORT ON THE AUDIT OF THE FINANCIAL STATEMENTS

### OPINION

We have audited the financial statements of Cypark Resources Berhad, which comprise the statements of financial position as at 30 April 2024 of the Group and of the Company, and the statements of profit or loss and other comprehensive income, statements of changes in equity and statements of cash flows of the Group and of the Company for the period then ended, and notes to the financial statements, including the material accounting policy information, as set out on pages 59 to 166.

In our opinion, the accompanying financial statements give a true and fair view of the financial position of the Group and of the Company as at 30 April 2024, and of their financial performance and their cash flows for the period then ended in accordance with Malaysian Financial Reporting Standards, International Financial Reporting Standards and the requirements of the Companies Act 2016 in Malaysia.

### BASIS FOR OPINION

We conducted our audit in accordance with approved standards on auditing in Malaysia and International Standards on Auditing. Our responsibilities under those standards are further described in the *Auditor's Responsibilities for the Audit of the Financial Statements* section of our report. We believe that the audit evidence we have obtained is sufficient and appropriate to provide a basis for our opinion.

### INDEPENDENCE AND OTHER ETHICAL RESPONSIBILITIES

We are independent of the Group and of the Company in accordance with the *By-Laws (on Professional Ethics, Conduct and Practice)* of the Malaysian Institute of Accountants ("By-Laws") and the International Ethics Standards Board for Accountants' *International Code of Ethics for Professional Accountants (including International Independence Standards)* ("IESBA Code"), and we have fulfilled our other ethical responsibilities in accordance with the By-Laws and IESBA Code.

### EMPHASIS OF MATTER

We draw attention to Note 7 to the financial statements. Included in the Group's intangible assets is a carrying amount of RM915,568,308 classified under "Intangible asset recognised pursuant to IC 12", which is related to a concession agreement for the SMART WTE System, and is subject to potential impairment due to uncertainties surrounding the projected cash flows used in impairment testing, as disclosed in Note 7(a) to the financial statements.

The projections of future cash flows for this intangible asset are highly dependent on a range of assumptions, including tipping fee. Given the inherent uncertainty in forecasting these variables, Management's projections carry an elevated level of risk.

Consequently, Management using the best available information and estimates, has performed impairment tests on these intangible assets. However, Management is cognizant of the sensitivity of the projected cash flows to changes in the underlying assumptions such that even minor variations could lead to a material impairment charge.

We have evaluated Management's impairment testing process and reviewed the underlying assumptions used in the cash flow projections. Whilst we have not identified any material misstatements in the financial statements, the uncertainty surrounding the projected cash flows for these intangible assets introduces a substantial degree of judgement and inherent risk.

The emphasis of this matter is intended to highlight the complexity and uncertainty inherent in estimating the recoverability of intangible assets based on projected cash flows. Our audit opinion on the financial statements is not modified with respect to this matter.



## INDEPENDENT AUDITORS' REPORT

TO THE MEMBERS OF CYPARK RESOURCES BERHAD

### KEY AUDIT MATTERS

Key audit matters are those matters that, in our professional judgement, were of most significance in our audit of the financial statements of the Group and of the Company for the current period. These matters were addressed in the context of our audit of the financial statements of the Group and of the Company as a whole, and in forming our opinion thereon, and we do not provide a separate opinion on these matters.

#### 1. Impairment assessment of intangible assets

As at 30 April 2024, the carrying amount of intangible assets recognised by the Group amounted to RM916,210,404, as disclosed in Note 7 to the financial statements.

| Key audit matter   | Our response   |
|--|--|
| <p>Intangible assets of the Group comprise mainly concession rights. There exist potential risks which may impair their carrying amounts. Significant judgements and estimates are required in their projected discounted cash flows computation, including the basis of assumptions used to support the recoverable amount and ultimately their carrying amount.</p> <p>We determined this to be a key audit matter as the impairment assessment on the intangible assets requires the application of significant judgements and estimates on the assumptions used by the Directors in the preparation of the said projected discounted cash flow. Given the inherent uncertainty in forecasting the sensitivity of the said cash flows to changes in the underlying assumptions, such that even minor variances would lead to a material impairment being charged.</p> | <p>Our audit procedures included, among others:</p> <ul style="list-style-type: none"><li>(a) Gained an understanding, assessed and evaluated the key assumptions used in the preparation of the cash flow projections;</li><li>(b) Used and compared the previous assumptions to ensure that the changes are reasonable in relation to the updated cash flow projections;</li><li>(c) Re-computed the cash flow projections to ensure that the value supports the said carrying amounts; and</li><li>(d) Performed sensitivity analysis on key assumptions to evaluate the impact to our impairment assessment.</li></ul> |

# INDEPENDENT AUDITORS' REPORT

TO THE MEMBERS OF CYPARK RESOURCES BERHAD

## KEY AUDIT MATTERS (CONTINUED)

### 2. Impairment assessment of plant and equipment

As at 30 April 2024, included in the plant and equipment is solar plant with a carrying amount of RM186,533,458 as disclosed in Note 5 to the financial statements.

| <b>Key audit matter</b>   | <b>Our response</b>   |
|---|---|
| <p>The Group is required to perform an impairment test on the solar plant when there is an indication of impairment, by comparing the carrying amount with its recoverable amount or value in use. Significant judgements and estimates are required in their projected discounted cash flows computation, including the basis of assumptions used to support the recoverable amount and ultimately their carrying amount.</p> <p>We determined this to be a key audit matter as the impairment assessment on the solar plant requires the application of significant judgements and estimates on the assumptions used by the Directors in the preparation of the said projected discounted cash flow. Given the inherent uncertainty in forecasting the sensitivity of the said cash flows to changes in the underlying assumptions, such that even minor variances would lead to a material impairment being charged.</p> | <p>Our audit procedures included, among others:</p> <ul style="list-style-type: none"> <li>(a) Performed assets sighting to confirm the existence of the solar plant;</li> <li>(b) Gained an understanding, assessed and evaluated the key assumptions used in the preparation of the cash flow projections;</li> <li>(c) Used and compared the previous assumptions to ensure that the changes are reasonable in relation to the updated cash flow projections;</li> <li>(d) Re-computed the cash flow projections to ensure that the value supports the said carrying amounts; and</li> <li>(e) Performed sensitivity analysis on key assumptions to evaluate the impact to our impairment assessment.</li> </ul> |



## INDEPENDENT AUDITORS' REPORT

TO THE MEMBERS OF CYPARK RESOURCES BERHAD

### KEY AUDIT MATTERS (CONTINUED)

#### 3. Recoverability of trade receivables and contract assets

As at 30 April 2024, the Group has gross trade receivables and contract assets of RM103,062,382 and RM894,729,560 respectively, as disclosed in Notes 12 and 13 to the financial statements.

| Key audit matter   | Our response   |
|--|--|
| <p>The Group assessed on a forward-looking basis the expected credit loss ("ECL") associated with the trade receivables and contract assets using the simplified approach.</p> <p>We determined this to be a key audit matter because it requires Management to exercise significant judgments in determining the probability of default by trade receivables and contract assets and appropriate forward-looking information.</p> | <p>Our audit procedures included, among others:</p> <ul style="list-style-type: none"><li>(a) Assessed the completeness, accuracy and relevance of data used in the impairment review;</li><li>(b) Evaluated the reasonableness of management's key judgement and estimates made in determining the ECL, including the assessment in the selection of methods, models, assumptions and data sources for classification and measurement decisions;</li><li>(c) Checked subsequent settlements;</li><li>(d) Assessed the risk of potential defaults especially for those outstanding balances which are past due based on their track payment records and their level of activities;</li><li>(e) Perused through agreements to ensure that those balances not past due, whether billed or otherwise are correctly recorded; and</li><li>(f) Assessed the adequacy of disclosures in the financial statements in relation to the impairment of trade receivables and contract assets.</li></ul> |

## INDEPENDENT AUDITORS' REPORT

TO THE MEMBERS OF CYPARK RESOURCES BERHAD

### KEY AUDIT MATTERS (CONTINUED)

#### 4. Revenue recognition for construction and engineering activities

The amount of revenue of the Group's construction and engineering activities is recognised over the period of the contract with reference to the progress towards complete satisfaction of that performance obligation amounting to RM46,715,316 for the financial year ended 30 April 2024, as disclosed in Note 23 to the financial statements.

| <b>Key audit matter</b>  | <b>Our response</b>  |
|--|--|
| <p>The progress towards complete satisfaction of performance obligation is determined with reference to the proportion of construction costs incurred for works performed to date over the estimated total construction costs for each project (input method).</p> <p>We determined this to be a key audit matter because significant estimates and judgements are required, in particular with regards to determining the progress towards satisfaction of a performance obligation, the extent of the construction costs incurred, the estimated total construction contracts revenue and costs, as well as the recoverability of the construction contracts projects. The estimated total revenue and costs are affected by a variety of uncertainties which are dependent on the outcome of future events.</p> | <p>Our audit procedures included, among others:</p> <ul style="list-style-type: none"> <li>(a) Obtained an understanding based on the Standard Operating Procedures ("SOP") from securing the contract till completion;</li> <li>(b) Obtained and read relevant construction contracts to gain an understanding of the specific terms and conditions impacting revenue recognition in evaluating management's identification and assessment of the performance obligations;</li> <li>(c) Identified, evaluated and assessed the reasonableness of estimates and judgements used in recognising costs and revenue arising from construction activities;</li> <li>(d) Re-computed the measurement used, this includes the verification of total revenue, total costs, percentage or stages of completion and provision, if required, amongst others such as variations, if any;</li> <li>(e) Compared the assessment on the potential deduction to revenue or additional costs such as delays resulting in liquidated and ascertained damages against the contractual delivery dates and estimated delivery dates; and</li> <li>(f) Verified other supporting evidences and corroborative evidences such as review progress reports, interview relevant project personnel, obtain confirmations and correspondences from project owners, subcontractors and solicitors, and conduct site visitations.</li> </ul> |





## **INDEPENDENT AUDITORS' REPORT**

TO THE MEMBERS OF CYPARK RESOURCES BERHAD

### **INFORMATION OTHER THAN THE FINANCIAL STATEMENTS AND AUDITORS' REPORT THEREON**

The Directors of the Company are responsible for the other information included in the 2024 Annual Report. The other information comprises the Directors' Report and Statement on Risk Management and Internal Control which were obtained prior to the date of this auditors' report, but does not include the financial statements of the Group and of the Company and our auditors' report thereon. The other sections of the other information included in the 2024 Annual Report are expected to be made available to us subsequently.

Our opinion on the financial statements of the Group and of the Company does not cover the other information and we do not express any form of assurance conclusion thereon.

In connection with our audit of the financial statements of the Group and of the Company, our responsibility is to read the other information and, in doing so, consider whether the other information is materially inconsistent with the financial statements of the Group and of the Company or our knowledge obtained in the audit or otherwise appears to be materially misstated.

If, based on the work we have performed, we conclude that there is a material misstatement of this other information, we are required to report that fact. We have nothing to report in this regard.

### **RESPONSIBILITIES OF THE DIRECTORS FOR THE FINANCIAL STATEMENTS**

The Directors of the Company are responsible for the preparation of financial statements of the Group and of the Company that give a true and fair view in accordance with Malaysian Financial Reporting Standards, International Financial Reporting Standards and the requirements of the Companies Act 2016 in Malaysia. The Directors are also responsible for such internal control as the Directors determine is necessary to enable the preparation of financial statements of the Group and of the Company that are free from material misstatement, whether due to fraud or error.

In preparing the financial statements of the Group and of the Company, the Directors are responsible for assessing the Group's and the Company's ability to continue as a going concern, disclosing, as applicable, matters related to going concern and using the going concern basis of accounting unless the Directors either intend to liquidate the Group and the Company or to cease operations, or have no realistic alternative but to do so.

### **AUDITORS' RESPONSIBILITIES FOR THE AUDIT OF THE FINANCIAL STATEMENTS**

Our objectives are to obtain reasonable assurance about whether the financial statements of the Group and of the Company as a whole are free from material misstatement, whether due to fraud or error, and to issue an auditors' report that includes our opinion. Reasonable assurance is a high level of assurance, but is not a guarantee that an audit conducted in accordance with approved standards on auditing in Malaysia and International Standards on Auditing will always detect a material misstatement when it exists. Misstatements can arise from fraud or error and are considered material if, individually or in the aggregate, they could reasonably be expected to influence the economic decisions of users taken on the basis of these financial statements.

## INDEPENDENT AUDITORS' REPORT

TO THE MEMBERS OF CYPARK RESOURCES BERHAD

### AUDITORS' RESPONSIBILITIES FOR THE AUDIT OF THE FINANCIAL STATEMENTS (CONTINUED)

As part of an audit in accordance with approved standards on auditing in Malaysia and International Standards on Auditing, we exercise professional judgement and maintain professional scepticism throughout the audit. We also:

- Identify and assess the risks of material misstatement of the financial statements of the Group and of the Company, whether due to fraud or error, design and perform audit procedures responsive to those risks, and obtain audit evidence that is sufficient and appropriate to provide a basis for our opinion. The risk of not detecting a material misstatement resulting from fraud is higher than for one resulting from error, as fraud may involve collusion, forgery, intentional omissions, misrepresentations, or the override of internal control.
- Obtain an understanding of internal control relevant to the audit in order to design audit procedures that are appropriate in the circumstances, but not for the purpose of expressing an opinion on the effectiveness of the Group's and of the Company's internal control.
- Evaluate the appropriateness of accounting policies used and the reasonableness of accounting estimates and related disclosures made by the Directors.
- Conclude on the appropriateness of the Directors' use of the going concern basis of accounting and, based on the audit evidence obtained, whether a material uncertainty exists related to events or conditions that may cast significant doubt on the Group's or on the Company's ability to continue as a going concern. If we conclude that a material uncertainty exists, we are required to draw attention in our auditors' report to the related disclosures in the financial statements of the Group and of the Company or, if such disclosures are inadequate, to modify our opinion. Our conclusions are based on the audit evidence obtained up to the date of our auditors' report. However, future events or conditions may cause the Group or the Company to cease to continue as a going concern.
- Evaluate the overall presentation, structure and content of the financial statements of the Group and of the Company, including the disclosures, and whether the financial statements of the Group and of the Company represent the underlying transactions and events in a manner that achieves fair presentation.
- Obtain sufficient appropriate audit evidence regarding the financial information of the entities or business activities within the Group to express an opinion on the financial statements of the Group. We are responsible for the direction, supervision and performance of the group audit. We remain solely responsible for our audit opinion.



## INDEPENDENT AUDITORS' REPORT

TO THE MEMBERS OF CYPARK RESOURCES BERHAD

### AUDITORS' RESPONSIBILITIES FOR THE AUDIT OF THE FINANCIAL STATEMENTS (CONTINUED)

We communicate with the Directors regarding, among other matters, the planned scope and timing of the audit and significant audit findings, including any significant deficiencies in internal control that we identify during our audit.

We also provide the Directors with a statement that we have complied with relevant ethical requirements regarding independence, and to communicate with them all relationships and other matters that may reasonably be thought to bear on our independence, and where applicable, related safeguards.

From the matters communicated with the Directors, we determine those matters that were of most significance in the audit of the financial statements of the Group and of the Company for the current year and are therefore the key audit matters. We describe these matters in our auditors' report unless law or regulation precludes public disclosure about the matter or when, in extremely rare circumstances, we determine that a matter should not be communicated in our report because the adverse consequences of doing so would reasonably be expected to outweigh the public interest benefits of such communication.

### REPORT ON OTHER LEGAL AND REGULATORY REQUIREMENTS

In accordance with the requirements of the Companies Act 2016 in Malaysia, we report that the subsidiaries of which we have not acted as auditors, are disclosed in Note 8 to the financial statements.

### OTHER MATTERS

This report is made solely to the Members of the Company, as a body, in accordance with Section 266 of the Companies Act 2016 in Malaysia and for no other purpose. We do not assume responsibility to any other person for the content of this report.

#### **Nexia SSY PLT**

201906000679 (LLP0019490-LCA) & AF 002009  
Chartered Accountants

Shah Alam  
16 August 2024

#### **Michelle Yong Voon Sze**

No. 02864/07/2026 J  
Chartered Accountant

# ANALYSIS OF SHAREHOLDINGS

AS AT 9 AUGUST 2024

Class of equity security : Ordinary shares  
 Voting rights : One vote per ordinary share  
 Total number of issued shares : 822,827,635

## ANALYSIS OF SHAREHOLDINGS

### Ordinary shares

| Size of Shareholdings     | No. of Shareholders | %             | No. of Shares Held | %             |
|---------------------------|---------------------|---------------|--------------------|---------------|
| 1 – 99                    | 174                 | 1.98          | 6,036              | 0.00          |
| 100 – 1,000               | 1,626               | 18.48         | 955,618            | 0.12          |
| 1,001 – 10,000            | 4,422               | 50.26         | 21,808,459         | 2.65          |
| 10,001 – 100,000          | 2,157               | 24.52         | 68,989,270         | 8.38          |
| 100,001 – 41,141,380 (*)  | 416                 | 4.73          | 501,251,576        | 60.92         |
| 41,141,381 and above (**) | 3                   | 0.03          | 229,816,676        | 27.93         |
| <b>TOTAL</b>              | <b>8,798</b>        | <b>100.00</b> | <b>822,827,635</b> | <b>100.00</b> |

Remarks: \* Less than 5% of issued shares

\*\* 5% and above of issued shares

## SUBSTANTIAL SHAREHOLDERS' INTERESTS

The name and shareholdings of the substantial shareholders of Cypark Resources Berhad based on the Register of Substantial Shareholders of the Company as at 9 August 2024 are as follows:

| Substantial Shareholders        | Direct Interest  |       | Indirect Interest |       |
|---------------------------------|------------------|-------|-------------------|-------|
|                                 | Number of Shares | %     | Number of Shares  | %     |
| Jakel Capital Sdn. Bhd.         | 176,648,892      | 21.47 | -                 | -     |
| Dato' Daud Bin Ahmad            | 68,838,584       | 8.37  | -                 | -     |
| Pertubuhan Keselamatan Sosial   | 54,829,200       | 6.66  | -                 | -     |
| Chung Chee Yang                 | 49,595,000       | 6.03  | -                 | -     |
| Chung Dao                       | 47,105,000       | 5.72  | -                 | -     |
| Mohamed Faroz Bin Mohamed Jakel | 30,957,400       | 3.76  | 176,648,892       | 21.47 |
| Mohamed Nizam Bin Mohamed Jakel | 16,608,800       | 2.02  | 176,648,892       | 21.47 |
| Mohamed Izani Bin Mohamed Jakel | 11,950,000       | 1.45  | 176,648,892       | 21.47 |
| Luqman Bin Mohamed Jakel        | 5,483,000        | 0.67  | 176,648,892       | 21.47 |

## DIRECTORS' INTERESTS

The Directors' interests based on the Register of Directors' Shareholdings of the Company as at 9 August 2024 are as follows:

| Directors                         | Direct Interest  |   | Indirect Interest |   |
|-----------------------------------|------------------|---|-------------------|---|
|                                   | Number of Shares | % | Number of Shares  | % |
| Dato' Hamidah Binti Moris         | -                | - | -                 | - |
| Datuk Mohd Adzhar Bin Abdul Wahid | -                | - | -                 | - |
| Muhammad Ashraf Bin Muhammad Amir | -                | - | -                 | - |
| Dato' Mohammad Zainal Bin Shaari  | -                | - | -                 | - |
| Norita Binti Ja'afar              | -                | - | -                 | - |



## ANALYSIS OF SHAREHOLDINGS

AS AT 9 AUGUST 2024

### EMPLOYEES' SHARE OPTIONS SCHEME

| Directors                          | Number of Options | % |
|------------------------------------|-------------------|---|
| Dato' Hamidah Binti Moris          | -                 | - |
| Datuk Mohd Adzahar Bin Abdul Wahid | -                 | - |
| Muhammad Ashraf Bin Muhammad Amir  | -                 | - |
| Dato' Mohammad Zainal Bin Shaari   | -                 | - |
| Norita Binti Ja'afar               | -                 | - |

### THIRTY LARGEST SECURITIES ACCOUNT HOLDERS

| No. | Directors   | Number of Shares | %     |
|-----|---|------------------|-------|
| 1.  | Jakel Capital Sdn. Bhd.   | 108,648,892      | 13.20 |
| 2.  | Maybank Nominees (Tempatan) Sdn. Bhd.<br><i>Pledged Securities Account for Daud Bin Ahmad</i>                                       | 66,338,584       | 8.06  |
| 3.  | Pertubuhan Keselamatan Sosial   | 54,829,200       | 6.66  |
| 4.  | Chung Chee Yang   | 37,930,000       | 4.61  |
| 5.  | CGS International Nominees Malaysia (Tempatan) Sdn. Bhd.<br><i>Pledged Securities Account for Jakel Capital Sdn. Bhd. (MI0077A)</i> | 35,000,000       | 4.25  |
| 6.  | Chung Dao   | 27,565,000       | 3.35  |
| 7.  | Kenanga Nominees (Tempatan) Sdn. Bhd.<br><i>Pledged Securities Account for Mohamed Faroz Bin Mohamed Jakel</i>                      | 24,997,400       | 3.04  |
| 8.  | Maybank Nominees (Tempatan) Sdn. Bhd.<br><i>Pledged Securities Account for Chung Dao</i>  | 19,540,000       | 2.37  |
| 9.  | Abdul Hamid Bin Sh Mohamed  | 15,000,000       | 1.82  |
| 10. | RHB Capital Nominees (Tempatan) Sdn. Bhd.<br><i>RHB Islamic Bank Berhad Pledged Securities Account for Abdul Wahid Bin Omar</i>     | 15,000,000       | 1.82  |
| 11. | CGS International Nominees Malaysia (Tempatan) Sdn. Bhd.<br><i>Pledged Securities Account for Low Kok Yew (MY3041)</i>              | 13,285,600       | 1.61  |
| 12. | Affin Hwang Nominees (Tempatan) Sdn. Bhd.<br><i>Pledged Securities Account for Chung Chee Yang</i>                                  | 11,665,000       | 1.42  |
| 13. | Citigroup Nominees (Tempatan) Sdn. Bhd.<br><i>Urusharta Jamaah Sdn. Bhd. (Maybank 2)</i>  | 11,107,700       | 1.35  |
| 14. | CGS International Nominees Malaysia (Tempatan) Sdn. Bhd.<br><i>Pledged Securities Account for Jakel Capital Sdn. Bhd. (MI0070A)</i> | 11,000,000       | 1.34  |
| 15. | CGS International Nominees Malaysia (Tempatan) Sdn. Bhd.<br><i>Pledged Securities Account for Jakel Capital Sdn. Bhd. (MI0071A)</i> | 11,000,000       | 1.34  |
| 16. | CGS International Nominees Malaysia (Tempatan) Sdn. Bhd.<br><i>Pledged Securities Account for Jakel Capital Sdn. Bhd. (MI0072A)</i> | 11,000,000       | 1.34  |
| 17. | CGS International Nominees Malaysia (Tempatan) Sdn. Bhd.<br><i>Pledged Securities Account for Mohammed Amin Bin Mahmud (MM1004)</i> | 7,725,000        | 0.94  |
| 18. | Farah Haryani Binti Muhammad Philip   | 6,847,100        | 0.83  |
| 19. | Salma Binti Seman   | 6,598,500        | 0.80  |
| 20. | Oon Sze Shun  | 6,534,100        | 0.79  |

## ANALYSIS OF SHAREHOLDINGS

AS AT 9 AUGUST 2024

| No.          | Directors  | Number of Shares   | %            |
|--------------|--|--------------------|--------------|
| 21.          | TA Nominees (Tempatan) Sdn. Bhd.<br><i>Pledged Securities Account for Mohamed Faroz Bin Mohamed Jakel</i>                                  | 5,960,000          | 0.72         |
| 22.          | Ow Boon Yonk   | 5,648,000          | 0.69         |
| 23.          | Kenanga Nominees (Tempatan) Sdn. Bhd.<br><i>Pledged Securities Account for Mohamed Nizam Bin Mohamed Jakel</i>                             | 5,000,000          | 0.61         |
| 24.          | Kenanga Nominees (Tempatan) Sdn. Bhd.<br><i>Pledged Securities Account for Mohamed Izani Bin Mohamed Jakel</i>                             | 5,000,000          | 0.61         |
| 25.          | Rosetta Partners Sdn. Bhd.   | 5,000,000          | 0.61         |
| 26.          | CGS International Nominees Malaysia (Tempatan) Sdn. Bhd.<br><i>Pledged Securities Account for Mohamed Izani Bin Mohamed Jakel (MI0071)</i> | 4,500,000          | 0.55         |
| 27.          | CGS International Nominees Malaysia (Tempatan) Sdn. Bhd.<br><i>Pledged Securities Account for Luqman Bin Mohamed Jakel (MI0072)</i>        | 4,400,000          | 0.53         |
| 28.          | Phillip Nominees (Tempatan) Sdn. Bhd.<br><i>Exempt An for Phillip Capital Management Sdn. Bhd. (EPF)</i>                                   | 4,215,500          | 0.51         |
| 29.          | Lim Soon Guan  | 4,200,000          | 0.51         |
| 30.          | CGS International Nominees Malaysia (Tempatan) Sdn. Bhd.<br><i>Pledged Securities Account for Mohamed Nizam Bin Mohamed Jakel (MI0070)</i> | 4,000,000          | 0.49         |
| <b>TOTAL</b> |  | <b>549,535,576</b> | <b>66.79</b> |



# NOTICE OF ANNUAL GENERAL MEETING

**NOTICE IS HEREBY GIVEN** that the Nineteenth Annual General Meeting (“19<sup>th</sup> AGM”) of the Company will be held on a virtual basis via Remote Participation and Voting at the broadcast venue at Securities Services (Holdings) Sdn. Bhd., Level 7, Menara Milenium, Jalan Damanlela, Pusat Bandar Damansara, Damansara Heights, 50490 Kuala Lumpur, Wilayah Persekutuan on Wednesday, 30 October 2024 at 10:00 a.m. for the purpose of considering and, if thought fit, to pass the following resolutions with or without modifications:

## AGENDA

### Ordinary Business

1. To receive the Audited Financial Statements for the financial year ended 30 April 2024 together with the Reports of the Directors and the Auditors thereon. [Please refer to Note 9(i)]
2. To approve the payment of Directors’ fees and benefits to the following Non-Executive Directors of the Company from their date of appointment as Directors of the Company until the 19th AGM based on the rates as outlined under item 3 of the Agenda below:
  - (a) Dato’ Mohammad Zainal Bin Shaari; and [Ordinary Resolution 1]
  - (b) Norita Binti Ja’afar [Ordinary Resolution 2]
3. To approve the payment of Directors’ fees and benefits to the Non-Executive Directors of the Company (including the potential appointment of up to two additional Non-Executive Directors) from 31 October 2024 until the next Annual General Meeting of the Company based on the following rates: [Ordinary Resolution 3]
 

|                                       | Monthly Fixed Fees |             | Meeting Allowance per Attendance |             |
|---------------------------------------|--------------------|-------------|----------------------------------|-------------|
|                                       | Chair (RM)         | Member (RM) | Chair (RM)                       | Member (RM) |
| Board of Director                     | -                  | 15,000      | -                                | 3,000       |
| Audit and Risk Committee              | 5,000              | 3,000       | 3,000                            | 3,000       |
| Nomination and Remuneration Committee | 5,000              | 3,000       | 3,000                            | 3,000       |
4. To elect the following Directors who were appointed by the Board during the financial year and are due to retire in accordance with Clause 118 of the Company’s Constitution and being eligible, have offered themselves for election:
  - (a) Dato’ Mohammad Zainal Bin Shaari; and [Ordinary Resolution 4]
  - (b) Norita Binti Ja’afar [Ordinary Resolution 5]
5. To re-elect Datuk Mohd Adzahar Bin Abdul Wahid, who is due to retire in accordance with Clause 119 of the Company’s Constitution and being eligible, has offered himself for re-election. [Ordinary Resolution 6]
6. To re-appoint Messrs. Nexia SSSY PLT as Auditors of the Company until the conclusion of the next Annual General Meeting and to authorise the Directors to fix their remuneration. [Ordinary Resolution 7]

# NOTICE OF ANNUAL GENERAL MEETING

## Special Business

To consider and if thought fit, with or without any modification, to pass the following Ordinary Resolution:

7. **AUTHORITY TO ISSUE SHARES PURSUANT TO THE COMPANIES ACT 2016 AND WAIVER OF PRE-EMPTIVE RIGHTS**

[Please refer to Note 9(ii)]

**“THAT** subject always to the Companies Act 2016 (**“the Act”**), the Constitution of the Company and the approvals from Bursa Malaysia Securities Berhad (**“Bursa Securities”**) and any other relevant governmental and/or regulatory authorities, the Directors be and are hereby empowered pursuant to the Act, to issue and allot shares in the capital of the Company from time to time at such price and upon such terms and conditions, for such purposes and to such person or persons whomsoever the Directors may in their absolute discretion deem fit provided always that the aggregate number of shares issued pursuant to this resolution does not exceed ten percent (10%) of the total number of issued shares of the Company for the time being as stipulated under Paragraph 6.03(1) of the Bursa Securities Main Market Listing Requirements (hereinafter referred to as the **“General Mandate”**);

(Ordinary Resolution 8)

**THAT** pursuant to Section 85 of the Companies Act 2016 to be read together with Clause 70 of the Constitution of the Company, approval be and is hereby given to waive the statutory pre-emptive rights of the shareholders of the Company to be offered new shares of the Company ranking equally to the existing issued shares arising from any issuance of new shares in the Company pursuant to Sections 75 and 76 of the Companies Act 2016;

**AND THAT** the Directors be and are also empowered to obtain the approval for the listing of and quotation for the additional shares so be issued pursuant to the General Mandate on Bursa Securities;

**AND FURTHER THAT** such authority shall commence immediately upon the passing of this Resolution and continue to be in force until the conclusion of the next Annual General Meeting of the Company.”

8. To transact any other ordinary business of which due notice shall have been given.

By Order of the Board

**CHUA SIEW CHUAN (MAICSA 0777689) / SSM PC NO. 201908002648**

**YEOW SZE MIN (MAICSA 7065735) / SSM PC NO. 201908003120**

Company Secretaries

Kuala Lumpur

Dated: 30 August 2024





## NOTICE OF ANNUAL GENERAL MEETING

### NOTES:

1. The broadcast venue, which is the main venue of the Meeting, is strictly for the purpose of complying with Section 327(2) of the Companies Act 2016 and Clause 79 of the Company's Constitution, which require the Chair to be present at the main venue of the Meeting. Members, proxies and/or corporate representatives will not be allowed to be physically present at the broadcast venue on the day of the Meeting.
2. In respect of deposited securities, only members/shareholders whose names appear in the Record of Depositors on 23 October 2024 shall be eligible to attend, participate, speak and vote at the Meeting and/or appoint proxy(ies) to participate and/or vote in his/her stead.
3. As guided by the Securities Commission's Guidance Note and Frequently Asked Questions on the Conduct of General Meetings for Listed Issuers and its subsequent amendments, the right to speak is not limited to verbal communication only but includes other modes of expression. Therefore, all members/shareholders, proxies and/or corporate representatives shall communicate with the main/broadcast venue of the Meeting via real time submission of typed texts through a text box within Securities Services e-Portal's platform during the live streaming of the Meeting as the primary mode of communication. In the event of any technical glitch in this primary mode of communication, members/shareholders, proxies and/or corporate representatives may email their questions to [eservices@sshb.com.my](mailto:eservices@sshb.com.my) during the Meeting. The questions and/or remarks submitted by the members/shareholders, proxies and/or corporate representatives will be broadcasted and responded to by the Chair/Board/relevant adviser during the Meeting.
4. A member/shareholder of the Company entitled to attend and vote at the Meeting is entitled to appoint one (1) or more proxy(ies) to exercise all or any of his rights to attend, participate, speak and vote in his stead. Where a member/shareholder appoints more than one (1) proxy in relation to the Meeting, the member/shareholder shall specify the proportion of his/her/its shareholdings to be represented by each proxy, failing which the appointment shall be invalid.
5. A proxy may but need not be a member/shareholder of the Company and a member/shareholder may appoint any person to be his proxy without limitation. There shall be no restriction as to the qualification of the proxy. A proxy appointed to attend and vote at the Meeting shall have the same rights as the member/shareholder to attend, participate, speak and vote at the Meeting.
6. The instrument appointing a proxy shall be in writing under the hand of the member/shareholder or of his attorney duly authorised in writing or, if the member/shareholder is a corporation, shall either be executed under Common Seal or under the hand of an officer or attorney duly authorised.
7. Where a member/shareholder of the Company is an exempt authorised nominee as defined under the Securities Industry (Central Depositories) Act 1991 ("**SICDA**") which holds ordinary shares in the Company for multiple beneficial owners in one securities account ("**omnibus account**"), there is no limit to the number of proxies which the exempt authorised nominee may appoint in respect of each omnibus account it holds.

## NOTICE OF ANNUAL GENERAL MEETING

### 8. Appointment of proxy and registration for remote participation and voting

The instrument appointing a proxy and the power of attorney or other authority (if any), under which it is signed or a duly notarised certified copy of that power or authority, shall be deposited at the Registered Office of the Company at Level 7, Menara Milenium, Jalan Damanlela, Pusat Bandar Damansara, Damansara Heights, 50490 Kuala Lumpur, Wilayah Persekutuan or submitted via fax at 03-2094 9940 and/or 03-2095 0292 or emailed to [info@sshhsb.com.my](mailto:info@sshhsb.com.my), not less than forty-eight (48) hours before the time appointed for holding the Meeting or any adjournment thereof. The proxy appointment may also be lodged electronically via Securities Services e-Portal at <https://sshhsb.net.my/>. The lodging of the Form of Proxy will not preclude any member/shareholder from participating and voting remotely at the Meeting should any member/shareholder subsequently wishes to do so, provided a notice of termination of proxy authority in writing is given to the Company and deposited at the Registered Office of the Company at Level 7, Menara Milenium, Jalan Damanlela, Pusat Bandar Damansara, Damansara Heights, 50490 Kuala Lumpur not less than twenty-four (24) hours before the time stipulated for holding the Meeting or any adjournment thereof. Please contact the poll administrator, SS E Solutions Sdn. Bhd., at 03-2084 9000 for further assistance.

Should any member wish to personally participate at the Meeting remotely, please register electronically via Securities Services e-Portal at <https://sshhsb.net.my/> by the registration cut-off date and time.

Please refer to the **Administrative Guide** on the Conduct of a Virtual General Meeting available for download at <https://tinyurl.com/584brd9b> for further details.

### 9. Explanatory Notes on Ordinary and Special Business:

#### (i) **Item 1 of the Agenda**

This Agenda item is meant for discussion only, as the provision of Section 340(1)(a) of the Act does not require a formal approval of the shareholders for the Audited Financial Statements. Hence, this Agenda item is not put forward for voting.

#### (ii) **Item 7 of the Agenda – Authority to Issue Shares pursuant to the Companies Act 2016 and Waiver of Pre-emptive Rights**

The proposed Resolution 8 is intended to renew the authority granted to the Directors of the Company at the Eighteenth AGM of the Company held on 26 October 2023 (“**Previous Mandate**”) to issue and allot shares at any time to such persons in their absolute discretion without convening a general meeting provided that the aggregate number of the shares issued does not exceed 10% of the total number of issued shares of the Company for the time being (hereinafter referred to as the “**General Mandate**”).

The said General Mandate will provide flexibility to the Company to raise additional funds expeditiously and efficiently during this challenging time, to meet its funding requirements including but not limited to working capital, operational expenditures, investment project(s), and/or acquisition(s).

The Board, having considered the current and prospective financial position, needs and capacity of the Group, is of the opinion that the General Mandate is in the best interests of the Company and its shareholders.

The Previous Mandate granted by the shareholders at the Eighteenth AGM of the Company has not been utilised and hence, no proceed was raised therefrom.

Pursuant to Section 85(1) of the Companies Act 2016, read together with Clause 70 of the Company’s Constitution, shareholders have pre-emptive rights to be offered any new shares in the Company which rank equally to the existing issued shares in the Company or other convertible securities. Thus, a waiver is required.



## NOTICE OF ANNUAL GENERAL MEETING

The following are excerpted from the Companies Act 2016 and the Company's Constitution:

| Section 85(1) of the Companies Act 2016   | Clause 70 of the Company's Constitution   |
|---|---|
| <p>Subject to the constitution, where a company issues shares which rank equally to existing shares as to voting or distribution rights, those shares shall first be offered to the holders of existing shares in a manner which would, if the offer were accepted, maintain the relative voting and distribution rights of those shareholders.</p> | <p>Subject to any direction to the contrary that may be given by the Company in general meeting, any new shares or other convertible securities proposed to be issued shall, before they are issued, be offered to such persons as are at the date of the offer entitled to receive notices from the Company of general meetings in proportion as nearly as the circumstances admit, to the amount of the existing shares or securities to which they are entitled. The offer shall be made by written notice specifying the number of shares or convertible securities offered and limiting a time within which the offer, if not accepted, will be deemed to be declined, and, after the expiration of that time or on the receipt of an intimation from the person to whom the offer is made that he declines to accept the shares or convertible securities offered, the Directors may dispose of those shares or convertible securities in such manner as they think most beneficial to the Company. The Directors may likewise also dispose of any new shares or convertible securities which (by reason of the ratio which the new shares or convertible securities bear to shares or securities held by the persons entitled to an offer of new shares or convertible securities) cannot, in the opinion of the Directors, be conveniently offered under this Constitution.</p> |

### Personal Data Privacy:

By submitting an instrument appointing a proxy(ies) and/or representative(s) to attend, participate, speak and vote at the 19<sup>th</sup> AGM and/or any adjournment thereof, a member of the Company (i) consents to the collection, use and disclosure of the member's personal data by the Company (or its agents) for the purpose of the processing and administration by the Company (or its agents) of proxies and representatives appointed for the AGM (including any adjournment thereof) and the preparation and compilation of the attendance lists, minutes and other documents relating to the AGM (including any adjournment thereof), and in order for the Company (or its agents) to comply with any applicable laws, listing rules, regulations and/or guidelines (collectively, the "Purposes"), (ii) warrants that where the member discloses the personal data of the member's proxy(ies) and/or representative(s) to the Company (or its agents), the member has obtained the prior consent of such proxy(ies) and/or representative(s) for the collection, use and disclosure by the Company (or its agents) of the personal data of such proxy(ies) and/or representative(s) for the Purposes, and (iii) agrees that the member will indemnify the Company in respect of any penalties, liabilities, claims, demands, losses and damages as a result of the member's breach of warranty.



CYPARK RESOURCES BERHAD  
 [Registration No. 200401004491 (642994-H)]  
 (Incorporated in Malaysia)

|                          |  |
|--------------------------|--|
| CDS Account No.          |  |
| Total No. of Shares Held |  |
| Mobile/ Contact Number   |  |

**FORM OF PROXY**

\*I/We (full name), .....bearing \*NRIC No./Passport No./Company No. ....  
 of (full address) .....  
 being a \*member/members of Cypark Resources Berhad ("**the Company**") hereby appoint:

**First Proxy "A"**

| Full Name and Address (in Block Letters) |              | NRIC/<br>Passport No. | Proportion of<br>Shareholdings |   |
|--|--------------|-----------------------|--------------------------------|---|
|  |              |                       | No. of Shares                  | % |
|  |              |                       |                                |   |
| Email:                                   | Contact No.: |                       |                                |   |

and\*

**Second Proxy "B"**

| Full Name and Address (in Block Letters) |              | NRIC/<br>Passport No. | Proportion of<br>Shareholdings |   |
|--|--------------|-----------------------|--------------------------------|---|
|  |              |                       | No. of Shares                  | % |
|  |              |                       |                                |   |
| Email:                                   | Contact No.: |                       |                                |   |

# to put on a separate sheet where there are more than two (2) proxies

or failing \*him/her, the \*Chair of the Meeting as \*my/our proxy to vote for \*me/us and on \*my/our behalf at the Nineteenth Annual General Meeting of the Company to be held on a virtual basis via Remote Participation and Voting at the broadcast venue at Securities Services (Holdings) Sdn. Bhd., Level 7, Menara Milenium, Jalan Damanlela, Pusat Bandar Damansara, Damansara Heights, 50490 Kuala Lumpur, Wilayah Persekutuan on Wednesday, 30 October 2024 at 10:00 a.m. and at any adjournment thereof.

Please indicate with an "X" in the spaces provided below as to how you wish your votes to be casted. If no specific direction as to voting is given, the proxy will vote or abstain from voting at \*his/her discretion.

| Item                    | Agenda   | Resolution | For | Against |
|-------------------------|--|------------|-----|---------|
| 1.                      | To receive the Audited Financial Statements for the financial year ended 30 April 2024 together with the Reports of the Directors and the Auditors thereon.  |            |     |         |
| 2(a).                   | To approve the payment of Director's fees and benefits to Dato' Mohammad Zainal Bin Shaari from his date of appointment as Director of the Company until the Nineteenth Annual General Meeting.  | 1          |     |         |
| 2(b).                   | To approve the payment of Director's fees and benefits to Norita Binti Ja'afar from her date of appointment as Director of the Company until the Nineteenth Annual General Meeting.  | 2          |     |         |
| 3.                      | To approve the payment of Directors' fees and benefits to the Non-Executive Directors (including the potential appointment of up to two additional Non-Executive Directors) from 31 October 2024 until the next Annual General Meeting of the Company. | 3          |     |         |
| 4(a).                   | To elect Dato' Mohammad Zainal Bin Shaari, who was appointed by the Board during the financial year and is due to retire in accordance with Clause 118 of the Company's Constitution and being eligible, has offered himself for election.             | 4          |     |         |
| 4(b).                   | To elect Norita Binti Ja'afar, who was appointed by the Board during the financial year and is due to retire in accordance with Clause 118 of the Company's Constitution and being eligible, has offered herself for election.                         | 5          |     |         |
| 5.                      | To re-elect Datuk Mohd Adzahar Bin Abdul Wahid, who is due to retire in accordance with Clause 119 of the Company's Constitution and being eligible, has offered himself for re-election.  | 6          |     |         |
| 6.                      | To re-appoint Messrs. Nexia SSY PLT as Auditors of the Company until the conclusion of the next Annual General Meeting and to authorise the Directors to fix their remuneration.   | 7          |     |         |
| <b>Special Business</b> |  |            |     |         |
| 7.                      | Authority to Issue Shares pursuant to the Companies Act 2016 and Waiver of Pre-Emptive Rights.   | 8          |     |         |

As witness my/our hand(s) this day ..... of ....., 2024.

.....  
 \*Signature/Common Seal of Member  
 \* Strike out whichever not applicable

## NOTES:

1. The broadcast venue, which is the main venue of the Meeting, is strictly for the purpose of complying with Section 327(2) of the Companies Act 2016 and Clause 79 of the Company's Constitution, which require the Chair to be present at the main venue of the Meeting. Members, proxies and/or corporate representatives will not be allowed to be physically present at the broadcast venue on the day of the Meeting.
2. In respect of deposited securities, only members/shareholders whose names appear in the Record of Depositors on 23 October 2024 shall be eligible to attend, participate, speak and vote at the Meeting and/or appoint proxy(ies) to participate and/or vote in his/her stead.
3. As guided by the Securities Commission's Guidance Note and Frequently Asked Questions on the Conduct of General Meetings for Listed Issuers and its subsequent amendments, the right to speak is not limited to verbal communication only but includes other modes of expression. Therefore, all members/shareholders, proxies and/or corporate representatives shall communicate with the main/broadcast venue of the Meeting via real time submission of typed texts through a text box within Securities Services e-Portal's platform during the live streaming of the Meeting as the primary mode of communication. In the event of any technical glitch in this primary mode of communication, members/shareholders, proxies and/or corporate representatives may email their questions to [eservices@sshb.com.my](mailto:eservices@sshb.com.my) during the Meeting. The questions and/or remarks submitted by the members/shareholders, proxies and/or corporate representatives will be broadcasted and responded to by the Chair/Board/relevant adviser during the Meeting.
4. A member/shareholder of the Company entitled to attend and vote at the Meeting is entitled to appoint one (1) or more proxy(ies) to exercise all or any of his rights to attend, participate, speak and vote in his stead. Where a member/shareholder appoints more than one (1) proxy in relation to the Meeting, the member/shareholder shall specify the proportion of his/her/its shareholdings to be represented by each proxy, failing which the appointment shall be invalid.
5. A proxy may but need not be a member/shareholder of the Company and a member/shareholder may appoint any person to be his proxy without limitation. There shall be no restriction as to the qualification of the proxy. A proxy appointed to attend and vote at the Meeting shall have the same rights as the member/shareholder to attend, participate, speak and vote at the Meeting.
6. The instrument appointing a proxy shall be in writing under the hand of the member/shareholder or of his attorney duly authorised in writing or, if the member/shareholder is a corporation, shall either be executed under Common Seal or under the hand of an officer or attorney duly authorised.
7. Where a member/shareholder of the Company is an exempt authorised nominee as defined under the Securities Industry (Central Depositories) Act 1991 ("**SICDA**") which holds ordinary shares in the Company for multiple beneficial owners in one securities account ("**omnibus account**"), there is no limit to the number of proxies which the exempt authorised nominee may appoint in respect of each omnibus account it holds.
8. Appointment of proxy and registration for remote participation and voting

The instrument appointing a proxy and the power of attorney or other authority (if any), under which it is signed or a duly notarised certified copy of that power or authority, shall be deposited at the Registered Office of the Company at Level 7, Menara Milenium, Jalan Damanlela, Pusat Bandar Damansara, Damansara Heights, 50490 Kuala Lumpur, Wilayah Persekutuan or submitted via fax at 03-2094 9940 and/or 03-2095 0292 or emailed to [info@sshb.com.my](mailto:info@sshb.com.my), not less than forty-eight (48) hours before the time appointed for holding the Meeting or any adjournment thereof. The proxy appointment may also be lodged electronically via Securities Services e-Portal at <https://sshb.net.my/>. The lodging of the Form of Proxy will not preclude any member/shareholder from participating and voting remotely at the Meeting should any member/shareholder subsequently wishes to do so, provided a notice of termination of proxy authority in writing is given to the Company and deposited at the Registered Office of the Company at Level 7, Menara Milenium, Jalan Damanlela, Pusat Bandar Damansara, Damansara Heights, 50490 Kuala Lumpur not less than twenty-four (24) hours before the time stipulated for holding the Meeting or any adjournment thereof. Please contact the poll administrator, SS E Solutions Sdn. Bhd., at 03-2084 9000 for further assistance.

Should any member wish to personally participate at the Meeting remotely, please register electronically via Securities Services e-Portal at <https://sshb.net.my/> by the registration cut-off date and time.

Please refer to the **Administrative Guide** on the Conduct of a Virtual General Meeting available for download at <https://tinyurl.com/584brd9b> for further details.

## Personal Data Privacy:

By submitting an instrument appointing a proxy(ies) and/or representative(s) to attend, participate, speak and vote at the 19<sup>th</sup> AGM and/or any adjournment thereof, a member of the Company (i) consents to the collection, use and disclosure of the member's personal data by the Company (or its agents) for the purpose of the processing and administration by the Company (or its agents) of proxies and representatives appointed for the AGM (including any adjournment thereof) and the preparation and compilation of the attendance lists, minutes and other documents relating to the AGM (including any adjournment thereof), and in order for the Company (or its agents) to comply with any applicable laws, listing rules, regulations and/or guidelines (collectively, the "**Purposes**"), (ii) warrants that where the member discloses the personal data of the member's proxy(ies) and/or representative(s) to the Company (or its agents), the member has obtained the prior consent of such proxy(ies) and/or representative(s) for the collection, use and disclosure by the Company (or its agents) of the personal data of such proxy(ies) and/or representative(s) for the Purposes, and (iii) agrees that the member will indemnify the Company in respect of any penalties, liabilities, claims, demands, losses and damages as a result of the member's breach of warranty.



**Cypark**

**CYPARK RESOURCES BERHAD**

[200401004491 (642994-H)]

Suite 27-01, Level 27 of Integra Tower,  
The Intermark, 348 Jalan Tun Razak,  
50400 Kuala Lumpur, Wilayah Persekutuan.

Tel: +603 2181 1192 (Primary)

+603 3003 3669 (Secondary)

Email: [info@cypark.com](mailto:info@cypark.com)

[www.cypark.com](http://www.cypark.com)